

Arizona Medical Malpractice Summary and Statistics

By David Belk MD

Tort Reform Law: None, Constitutionally prohibited.

Population in 2015: 6,828,065

Number of Licensed Physicians¹ in 2015: 24,928

	2013	2014	2015	Average for 2013-2015
Per Capita ³ Amount Paid Against all Practitioners	\$10.62	\$9.04	\$10.64	\$10.10
State Rank	17	30	20	20
Per Capita ³ Amount Paid Against Physicians (MD/DO) Only	\$9.02	\$7.59	\$9.69	\$8.77
State Rank	19	30	19	22
Paid Claims/100 Physicians		0.62	0.55	
State Rank		24	26	

Table showing the amount paid per capita³ in Arizona for medical malpractice claims against all practitioners each year as well as against physicians only. It also shows the number of claims won against physicians per 100 licensed physicians in Arizona in 2014 and 2015.

Notes

- 1) MDs and DOs only. Many physicians are licensed in more than one state which is why the total number of physicians in all of the states exceeds the total number of physicians in the US.
- 2) All Practitioners includes MDs, DOs, podiatrists, dentists, nurses, hygienists, pharmacists, pharmacy techs, lab techs, physical therapists, etc...
- 3) Total amount paid in medical malpractice claims in the state that year/ the state's Population

Graphic Summary of Medical Malpractice Incidence and Cost for Arizona from 2003-2015

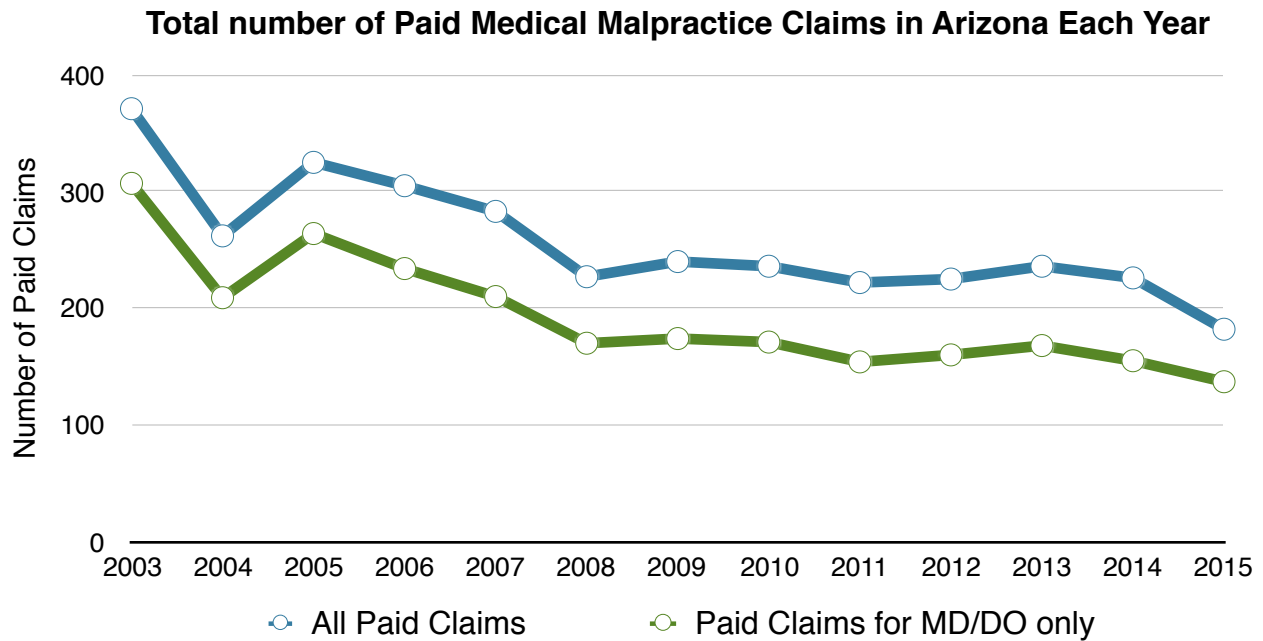


Figure 1: Total number of Paid Medical Malpractice Claims for Arizona from 2003-2015 for All Health Care Practitioners Combined as Well as for MD/DOs Only.

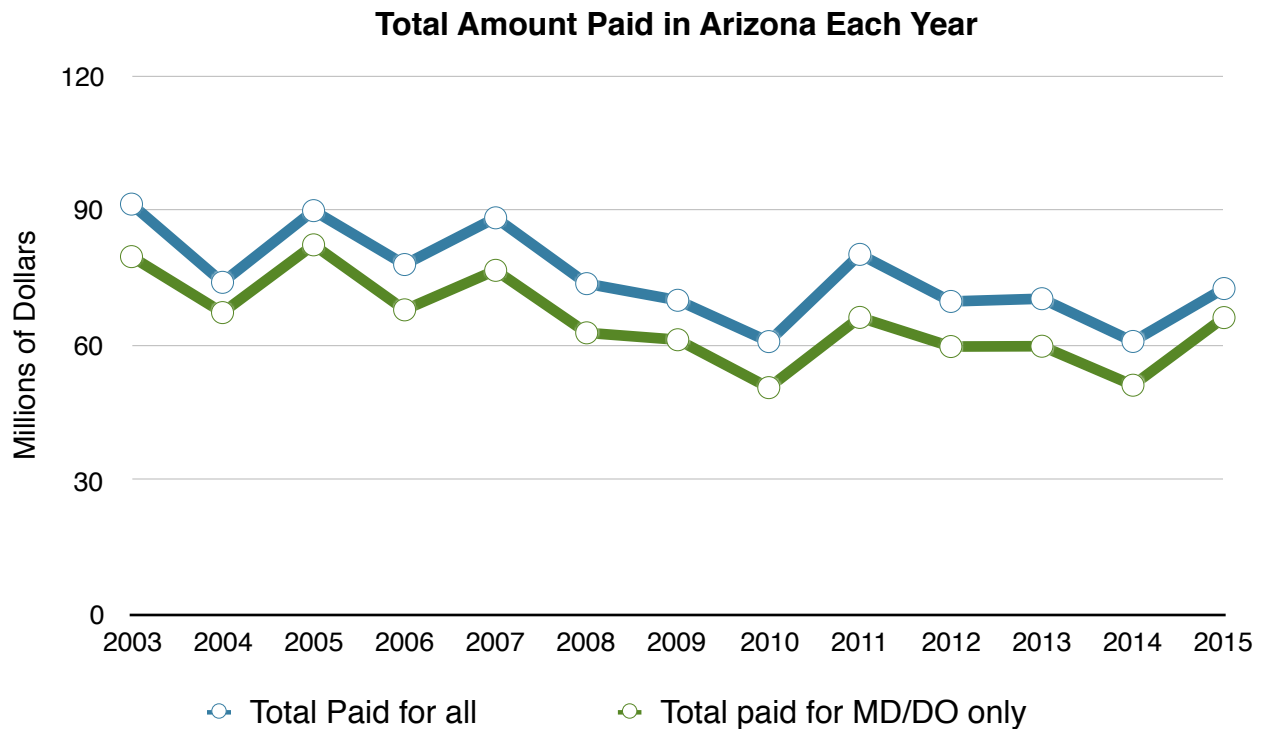


Figure 2: Total Amount Paid for All Medical Malpractice Claims from 2003-2015 for All Health Care Practitioners and MD/DOs Only in Arizona.

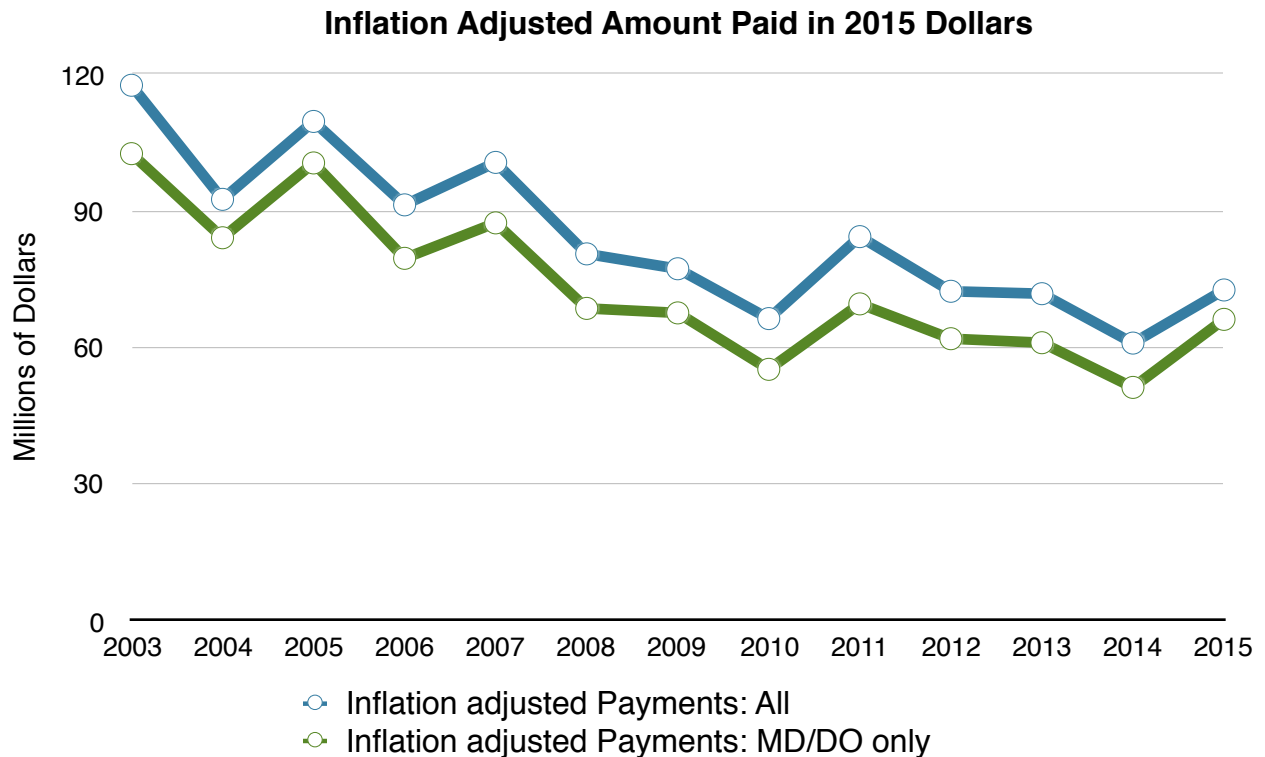


Figure 3: Figure 2 Data When Adjusted for Inflation.

Brief summary: The cost of medical malpractice has been dropping rather steadily in Arizona in spite of them not having any tort reform laws aimed at lowering these costs. Over the last decade, Arizona’s malpractice costs have remained close to the national average.

Sources

<http://www.alllaw.com/articles/nolo/personal-injury/effect-tort-reform.html>

<http://www.nolo.com/legal-encyclopedia/state-state-medical-malpractice-damages-caps.html>

<http://www.ncsl.org/research/financial-services-and-commerce/medical-liability-medical-malpractice-laws.aspx>

http://truecostofhealthcare.net/malpractice_statistics/

<http://www.npdb.hrsa.gov/resources/npdbstats/npdbStatistics.jsp>

<http://www.atra.org/issues/noneconomic-damages-reform>