

Hawaii Medical Malpractice Summary and Statistics

By David Belk MD

Tort Reform Law: §663-8.7. Non-economic damage cap of \$375,000 with exceptions for specific situations.
Effective 1986

Population in 2015: 1,431,603

Number of Licensed Physicians¹ in 2015: 9,136

| | 2013 | 2014 | 2015 | Average for 2013-2015 |
|---|--------|--------|--------|-----------------------|
| Per Capita ³ Amount Paid Against all Practitioners | \$8.31 | \$9.19 | \$4.78 | \$7.43 |
| State Rank | 25 | 29 | 47 | 33 |
| Per Capita ³ Amount Paid Against Physicians (MD/DO) Only | \$5.92 | \$7.00 | \$2.38 | \$5.10 |
| State Rank | 34 | 32 | 49 | 44 |
| Paid Claims/100 Physicians | | 0.23 | 0.18 | |
| State Rank | | 47 | 49 | |

Table showing the amount paid per capita³ in Hawaii for medical malpractice claims against all practitioners each year as well as against physicians only. It also shows the number of claims won against physicians per 100 licensed physicians in Hawaii in 2014 and 2015.

Notes

- 1) MDs and DOs only. Many physicians are licensed in more than one state which is why the total number of physicians in all of the states exceeds the total number of physicians in the US.
- 2) All Practitioners includes MDs, DOs, podiatrists, dentists, nurses, hygienists, pharmacists, pharmacy techs, lab techs, physical therapists, etc...
- 3) Total amount paid in medical malpractice claims in the state that year/ the state's Population

Graphic Summary of Medical Malpractice Incidence and Cost for Hawaii from 2003-2015

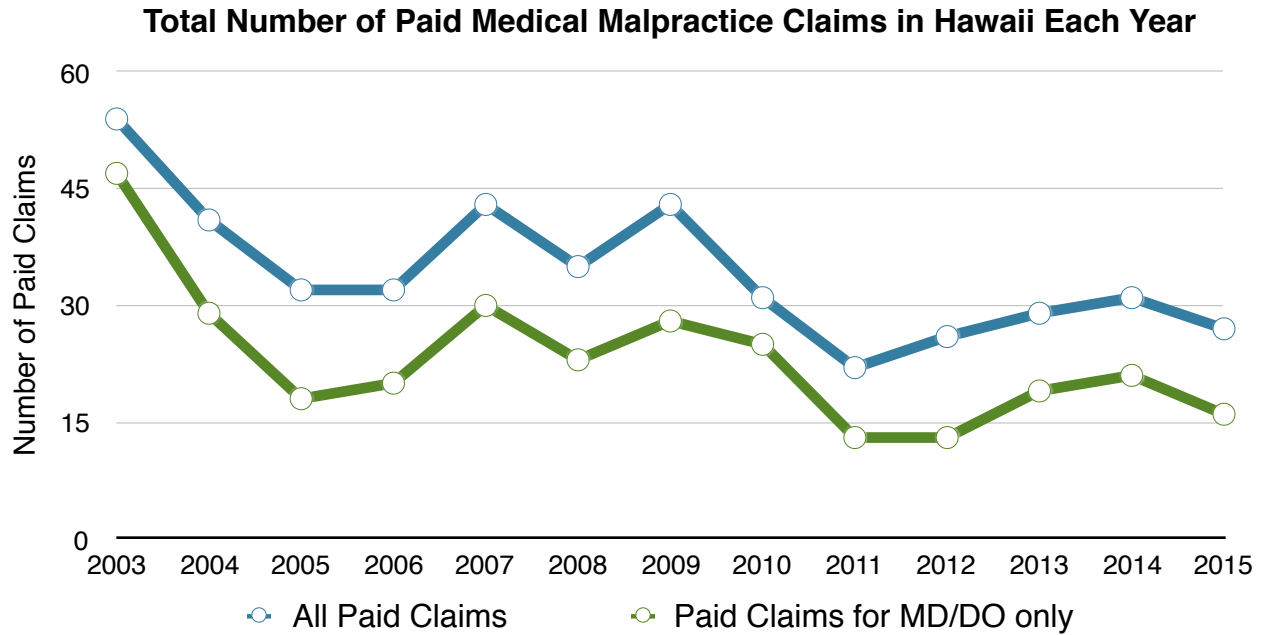


Figure 1: Total number of Paid Medical Malpractice Claims for Hawaii from 2003-2015 for All Health Care Practitioners Combined as Well as for MD/DOs Only.

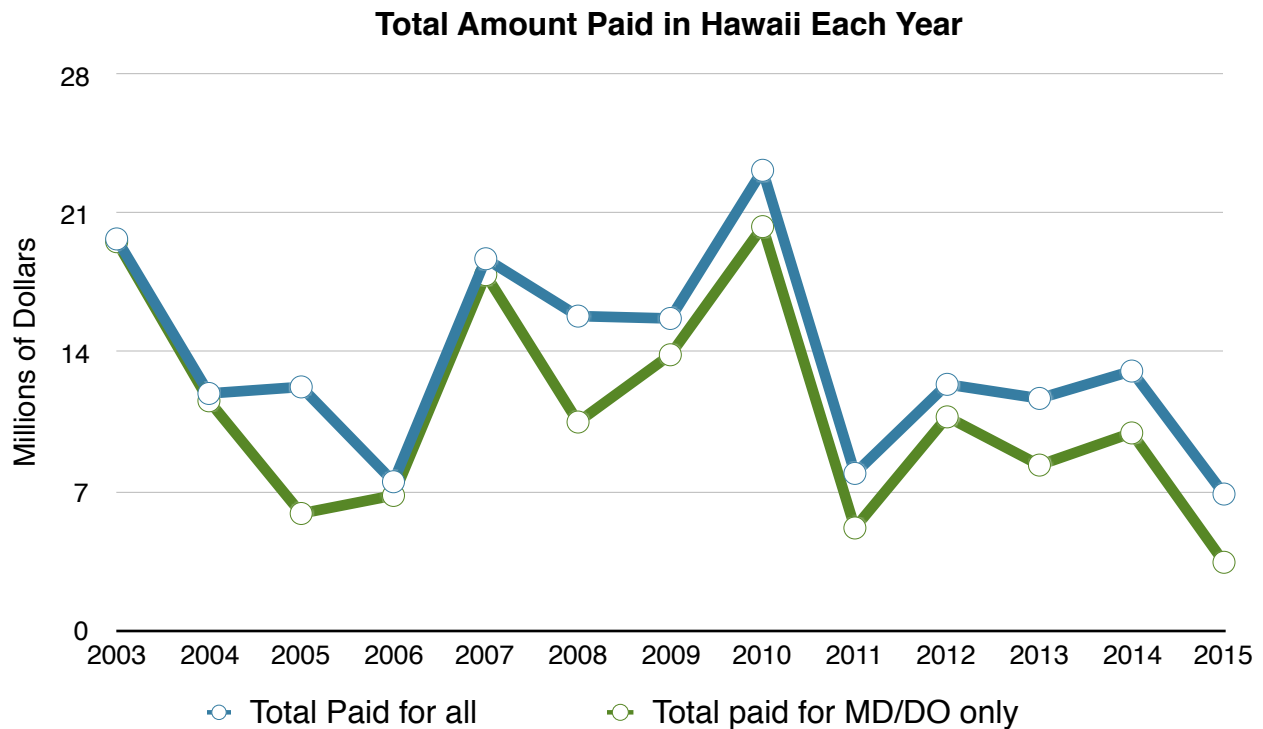


Figure 2: Total Amount Paid for All Medical Malpractice Claims from 2003-2015 for All Health Care Practitioners and MD/DOs Only in Hawaii.

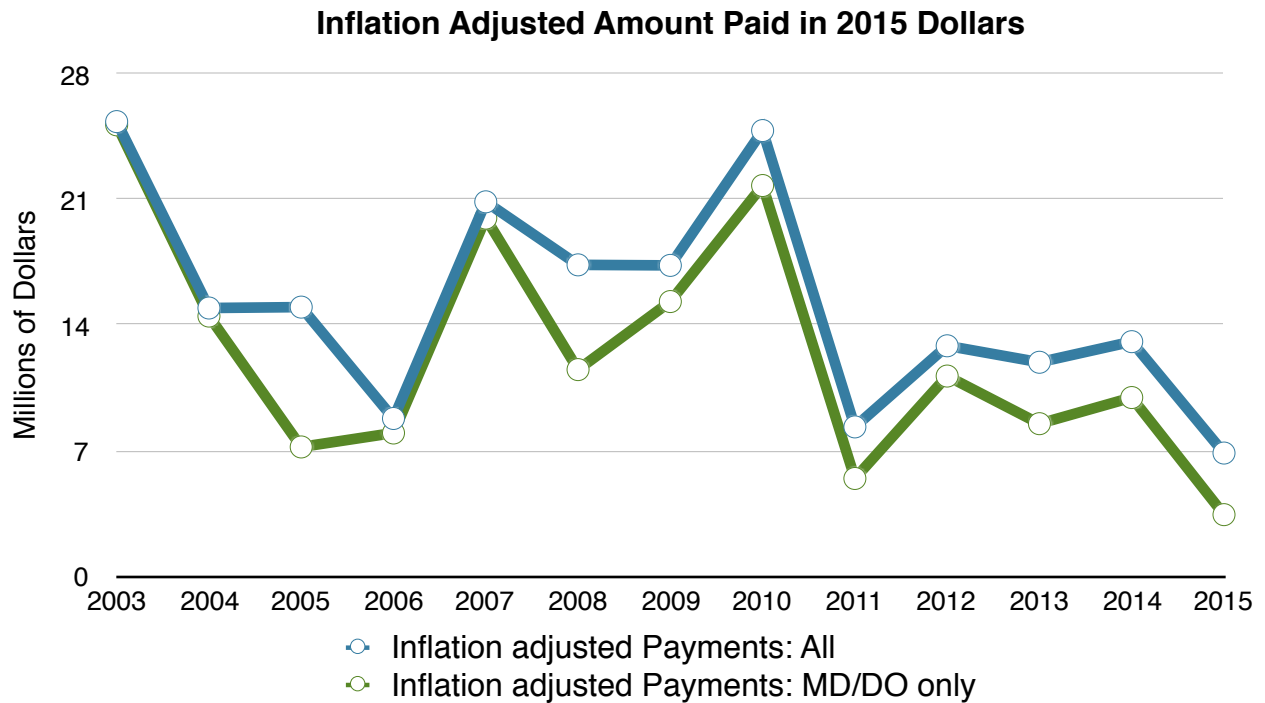


Figure 3: Figure 2 Data When Adjusted for Inflation.

Brief summary: Both the cost of medical malpractice and the number of paid claims in Hawaii each year are quite low. Medical malpractice is not an issue in that state.

Sources

<http://www.alllaw.com/articles/nolo/personal-injury/effect-tort-reform.html>

<http://www.nolo.com/legal-encyclopedia/state-state-medical-malpractice-damages-caps.html>

<http://www.ncsl.org/research/financial-services-and-commerce/medical-liability-medical-malpractice-laws.aspx>

http://truecostofhealthcare.net/malpractice_statistics/

<http://www.npdb.hrsa.gov/resources/npdbstats/npdbStatistics.jsp>

<http://www.atra.org/issues/noneconomic-damages-reform>