

# Idaho Medical Malpractice Summary and Statistics

By David Belk MD

Tort Reform Law: §6-1603. A \$250,000 limit on non-economic damages, adjusted annually according to state's average annual wage.  
Effective 2003

Population in 2015: 1,654,930

Number of Licensed Physicians<sup>1</sup> in 2015: 5,687

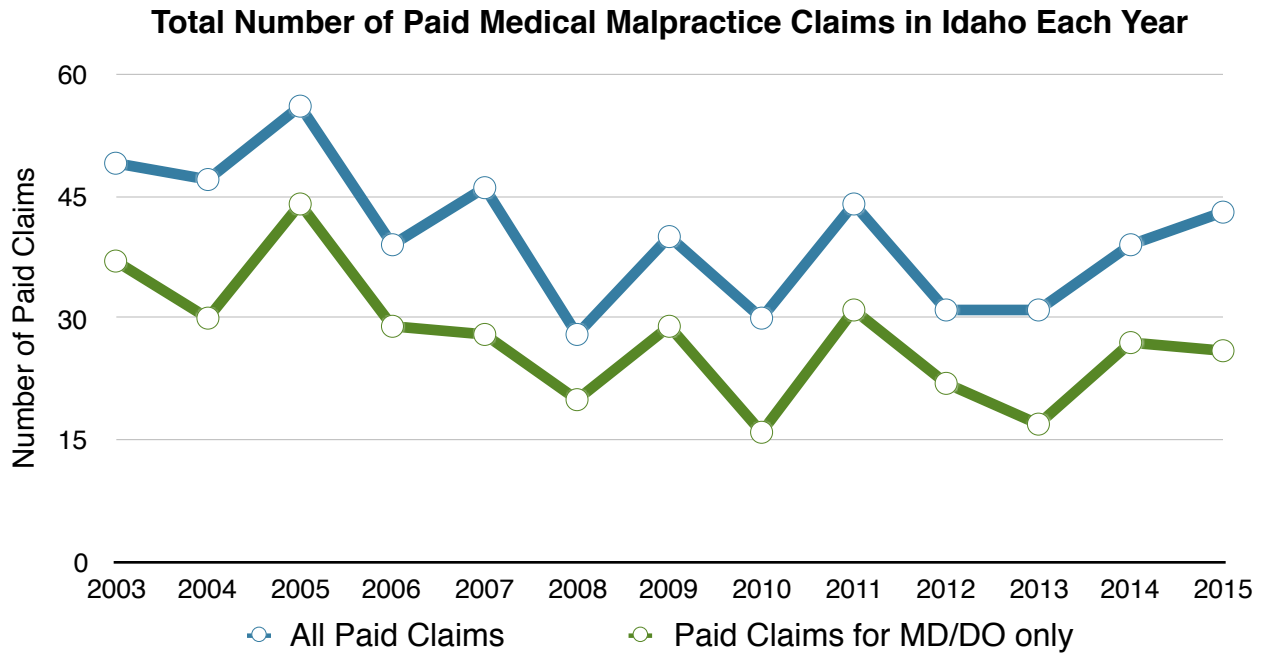
	2013	2014	2015	Average for 2013-2015
Per Capita <sup>3</sup> Amount Paid Against all Practitioners	\$3.72	\$5.32	\$5.64	\$4.89
State Rank	49	44	43	48
Per Capita <sup>3</sup> Amount Paid Against Physicians (MD/DO) Only	\$3.44	\$4.44	\$4.08	\$3.99
State Rank	48	43	45	48
Paid Claims/100 Physicians		0.47	0.46	
State Rank		36	32	

Table showing the amount paid per capita<sup>3</sup> in Idaho for medical malpractice claims against all practitioners each year as well as against physicians only. It also shows the number of claims won against physicians per 100 licensed physicians in Idaho in 2014 and 2015.

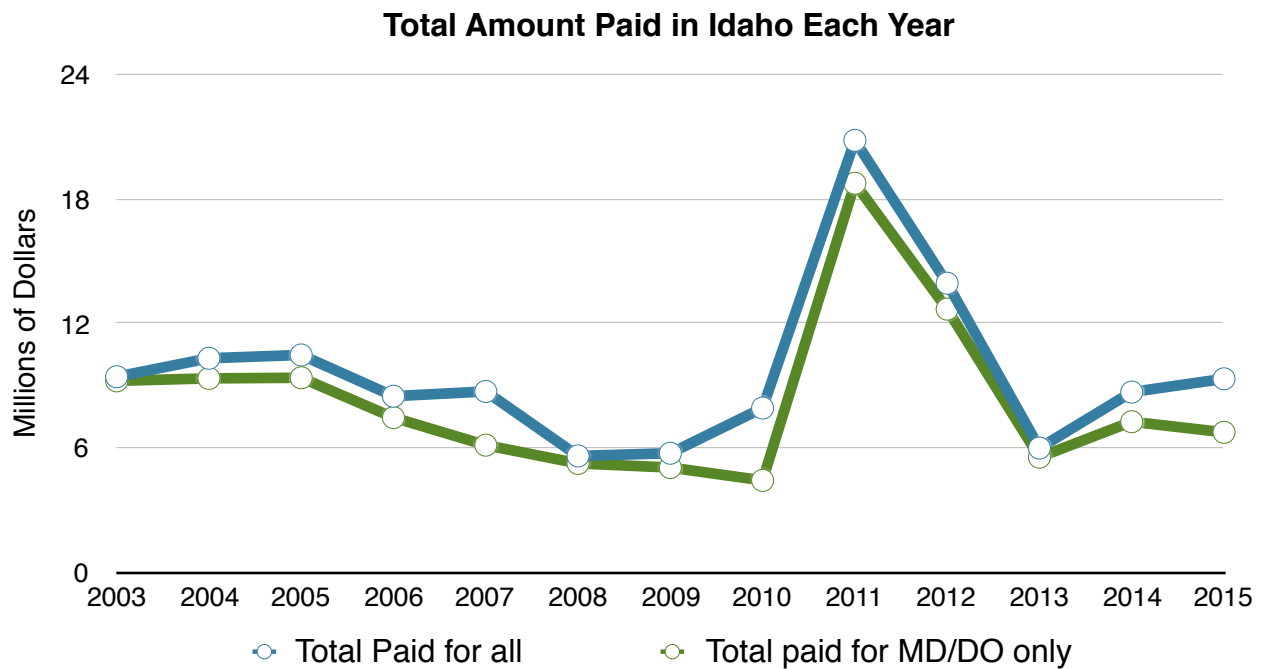
## Notes

- 1) MDs and DOs only. Many physicians are licensed in more than one state which is why the total number of physicians in all of the states exceeds the total number of physicians in the US.
- 2) All Practitioners includes MDs, DOs, podiatrists, dentists, nurses, hygienists, pharmacists, pharmacy techs, lab techs, physical therapists, etc...
- 3) Total amount paid in medical malpractice claims in the state that year/ the state's Population

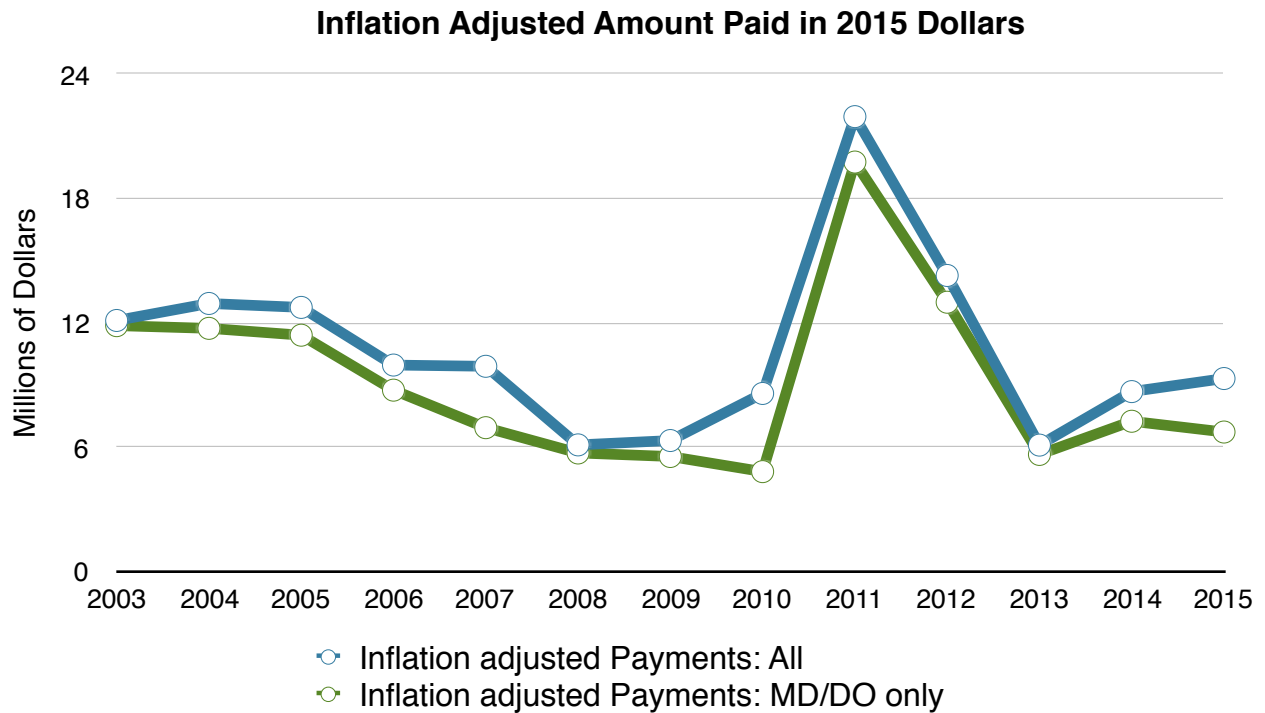
**Graphic Summary of Medical Malpractice Incidence and Cost for Idaho from 2003-2015**



**Figure 1:** Total number of Paid Medical Malpractice Claims for Idaho from 2003-2015 for All Health Care Practitioners Combined as Well as for MD/DOs Only.



**Figure 2:** Total Amount Paid for All Medical Malpractice Claims from 2003-2015 for All Health Care Practitioners and MD/DOs Only in Idaho.



**Figure 3:** Figure 2 Data When Adjusted for Inflation.

Brief summary: Idaho has had a \$250,000 cap on non economic damages since 2003. Their malpractice costs have been among the lowest in the nation since then, though it's unclear if this is due to their damage cap. In 2011 and 2012, the cost on medical malpractice in Idaho was unusually high due to six cases where the damages exceeded \$2 million each those years (3 cases in 2011 and 3 in 2012). Presumably, these awards were the result of significant economic damages to plaintiffs.

#### Sources

<http://www.alllaw.com/articles/nolo/personal-injury/effect-tort-reform.html>

<http://www.nolo.com/legal-encyclopedia/state-state-medical-malpractice-damages-caps.html>

<http://www.ncsl.org/research/financial-services-and-commerce/medical-liability-medical-malpractice-laws.aspx>

[http://truecostofhealthcare.net/malpractice\\_statistics/](http://truecostofhealthcare.net/malpractice_statistics/)

<http://www.npdb.hrsa.gov/resources/npdbstats/npdbStatistics.jsp>

<http://www.atra.org/issues/noneconomic-damages-reform>