

# Indiana Medical Malpractice Summary and Statistics

By David Belk MD

Tort Reform Law: §34-18-14-3. A \$1,250,000 cap on total compensation for cases that occurred after 1999. Providers are liable for a maximum of \$250,000 with the rest to be paid through state's Patient Compensation Fund.

Population in 2015: 6,619,680

Number of Licensed Physicians<sup>1</sup> in 2015: 27,206

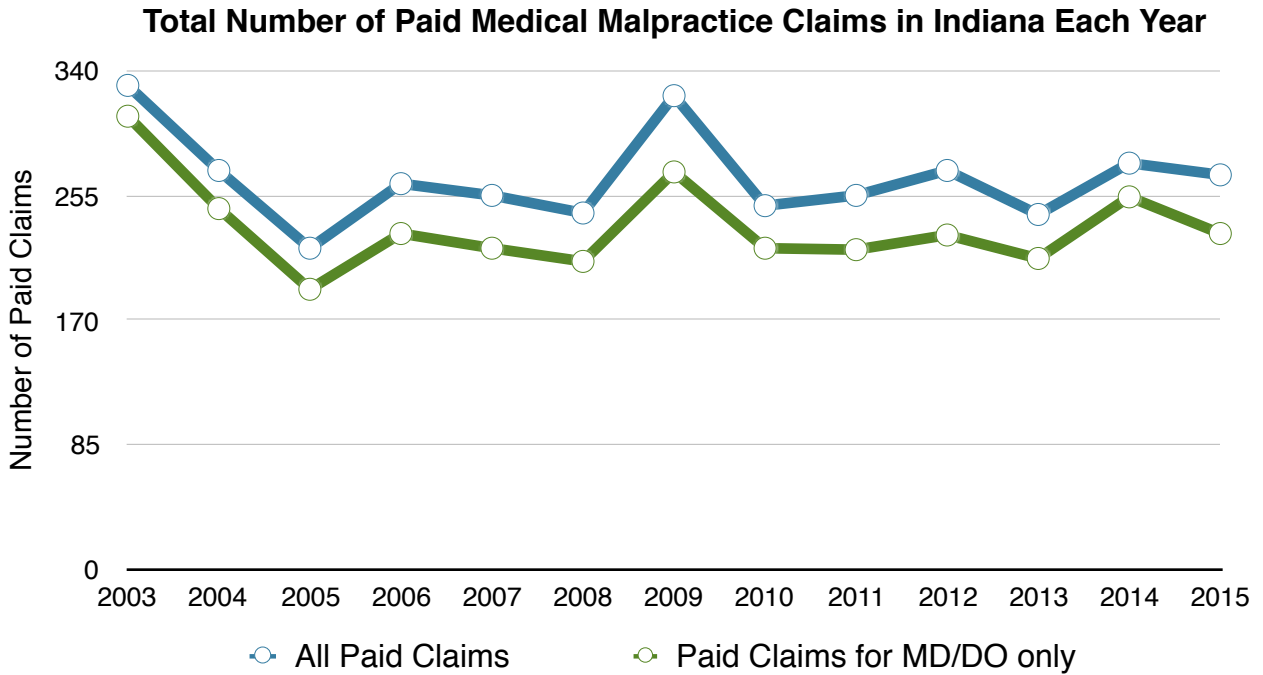
	2013	2014	2015	Average for 2013-2015
Per Capita <sup>3</sup> Amount Paid Against all Practitioners	\$9.73	\$11.13	\$8.78	\$9.88
State Rank	20	20	27	21
Per Capita <sup>3</sup> Amount Paid Against Physicians (MD/DO) Only	\$9.32	\$10.75	\$8.49	\$9.52
State Rank	18	17	24	18
Paid Claims/100 Physicians		0.93	0.84	
State Rank		10	10	

Table showing the amount paid per capita<sup>3</sup> in Indiana for medical malpractice claims against all practitioners each year as well as against physicians only. It also shows the number of claims won against physicians per 100 licensed physicians in Indiana in 2014 and 2015.

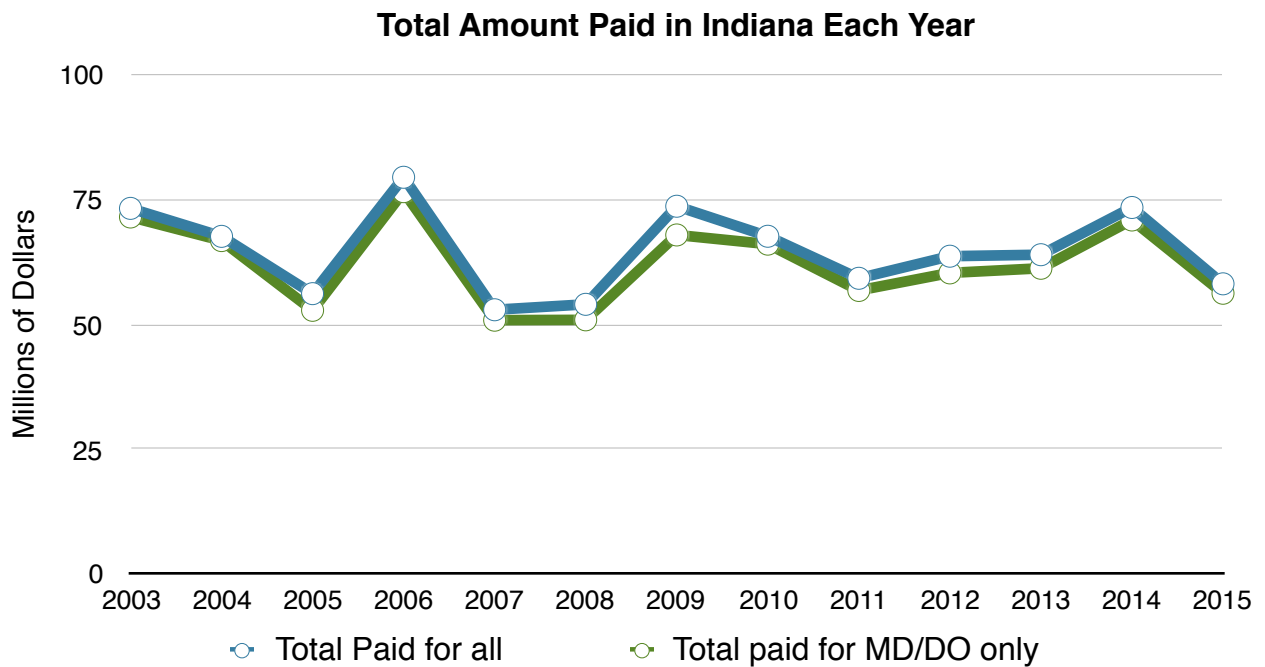
## Notes

- 1) MDs and DOs only. Many physicians are licensed in more than one state which is why the total number of physicians in all of the states exceeds the total number of physicians in the US.
- 2) All Practitioners includes MDs, DOs, podiatrists, dentists, nurses, hygienists, pharmacists, pharmacy techs, lab techs, physical therapists, etc...
- 3) Total amount paid in medical malpractice claims in the state that year/ the state's Population

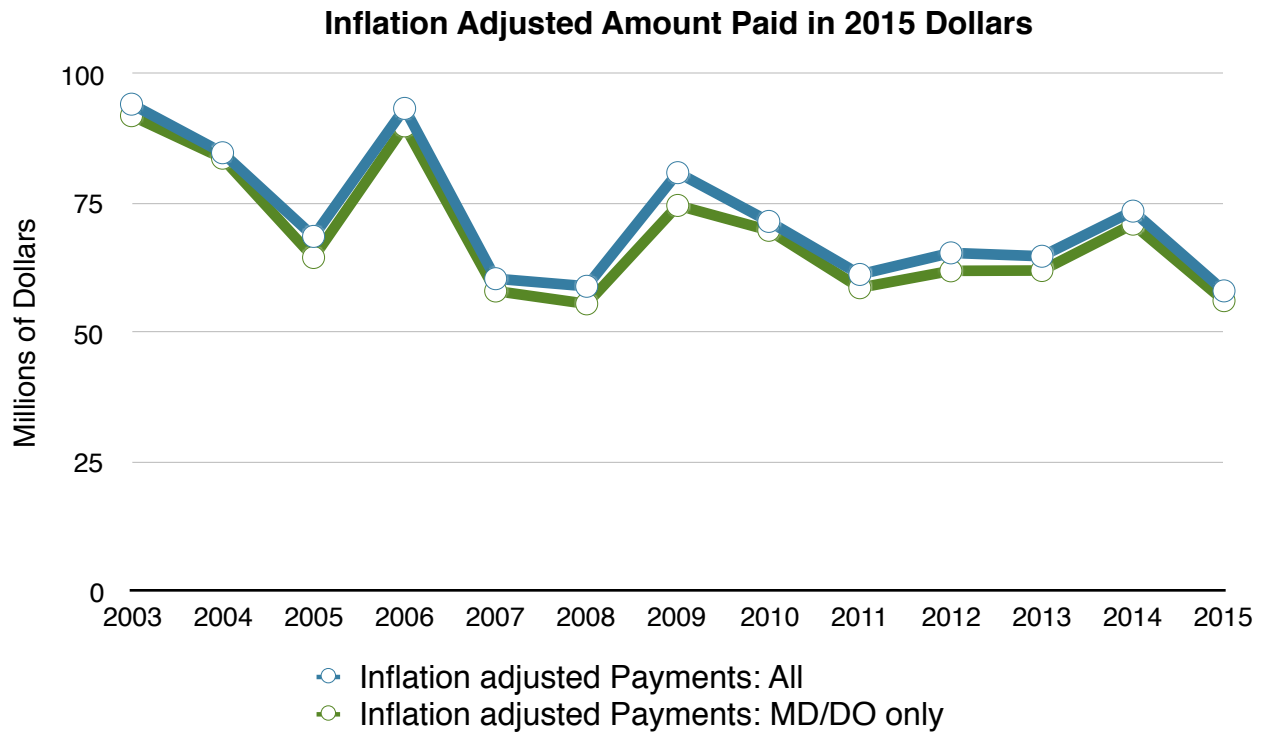
**Graphic Summary of Medical Malpractice Incidence and Cost for Indiana from 2003-2015**



**Figure 1:** Total number of Paid Medical Malpractice Claims for Indiana from 2003-2015 for All Health Care Practitioners Combined as Well as for MD/DOs Only.



**Figure 2:** Total Amount Paid for All Medical Malpractice Claims from 2003-2015 for All Health Care Practitioners and MD/DOs Only in Indiana.



**Figure 3:** Figure 2 Data When Adjusted for Inflation.

Brief summary: Indiana has a cap on total compensation for medical malpractice awards, but it's a rather high cap: \$1.25 million. A cap this high is peculiar because only about 7% of the total malpractice awards against physicians since 2003 have exceeded \$1 million and only 1.2% of the awards have exceeded \$2 million. That's probably why this cap doesn't appear to have had much of an effect on Indiana's malpractice costs. Both Indiana's per capita malpractice costs and their paid claims per 100 doctors are above the national average most years.

#### Sources

<http://www.alllaw.com/articles/nolo/personal-injury/effect-tort-reform.html>

<http://www.nolo.com/legal-encyclopedia/state-state-medical-malpractice-damages-caps.html>

<http://www.ncsl.org/research/financial-services-and-commerce/medical-liability-medical-malpractice-laws.aspx>

[http://truecostofhealthcare.net/malpractice\\_statistics/](http://truecostofhealthcare.net/malpractice_statistics/)

<http://www.npdb.hrsa.gov/resources/npdbstats/npdbStatistics.jsp>

<http://www.atra.org/issues/noneconomic-damages-reform>