

Iowa Medical Malpractice Summary and Statistics

Tort Reform Law: None

Population in 2014: 3,107,126

Number of Licensed Physicians¹ in 2014: 11,224

Number of Paid Medical Malpractice claims per 100 physicians in 2014: 0.48

State Rank: 35th

Amount paid for malpractice claims against all practitioners² per capita³ in 2014: \$7.94

State Rank: 33rd

Amount paid for malpractice claims against all practitioners per capita in 2013: \$6.33

State Rank: 37th

Amount paid for malpractice claims against Physicians only per capita in 2014: \$6.88

State Rank: 33rd

Amount paid for malpractice claims against Physicians only per capita in 2013: \$5.47

State Rank: 38th

Notes

- 1)** MDs and DOs only. Many physicians are licensed in more than one State which is why the total number of physicians in all of the States exceeds the total number of physicians in the US.
- 2)** All Practitioners includes MDs, DOs, podiatrists, dentists, nurses, hygienists, pharmacists, pharmacy techs, lab techs, physical therapists, etc...
- 3)** Total amount paid in medical malpractice claims in the State that year/ the State's Population

Graphic Summary of Medical Malpractice Incidence and Cost for Iowa from 2003-2014

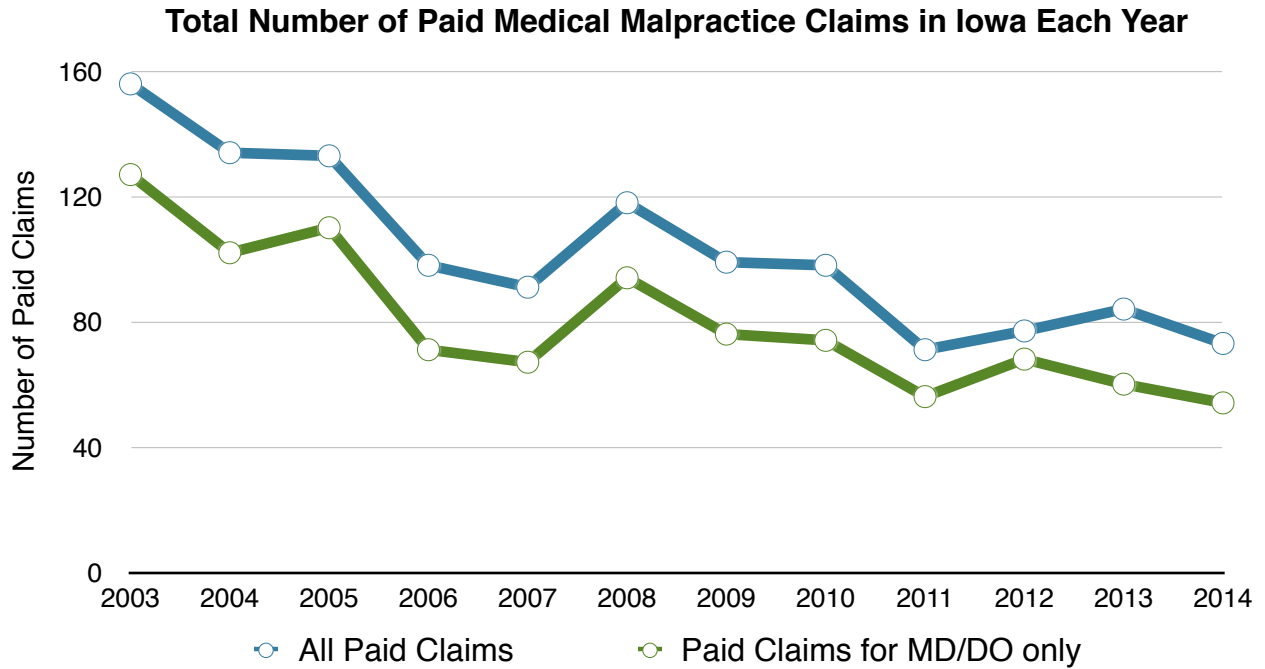


Figure 1: Total number of Paid Medical Malpractice Claims for Iowa from 2003-2014 for All Health Care Practitioners Combined as Well as for MD/DOs Only

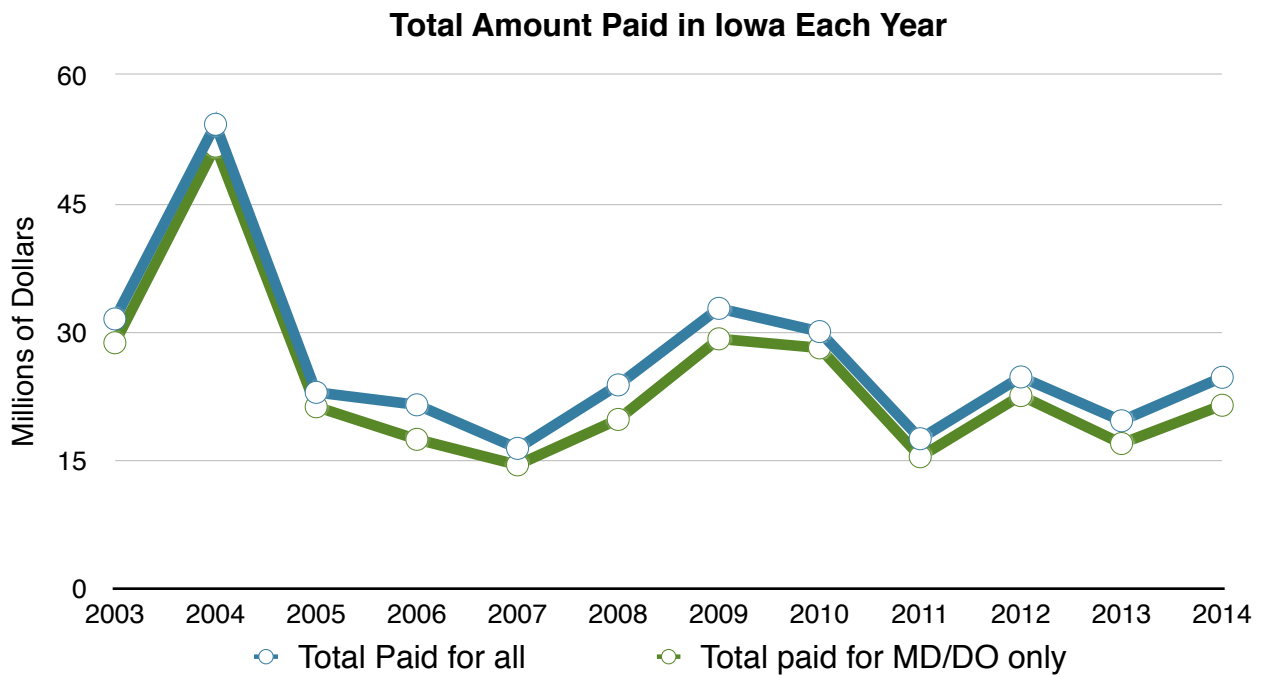


Figure 2: Total Amount Paid for All Medical Malpractice Claims from 2003-2014 for All Health Care Practitioners and MD/DOs Only in Iowa.

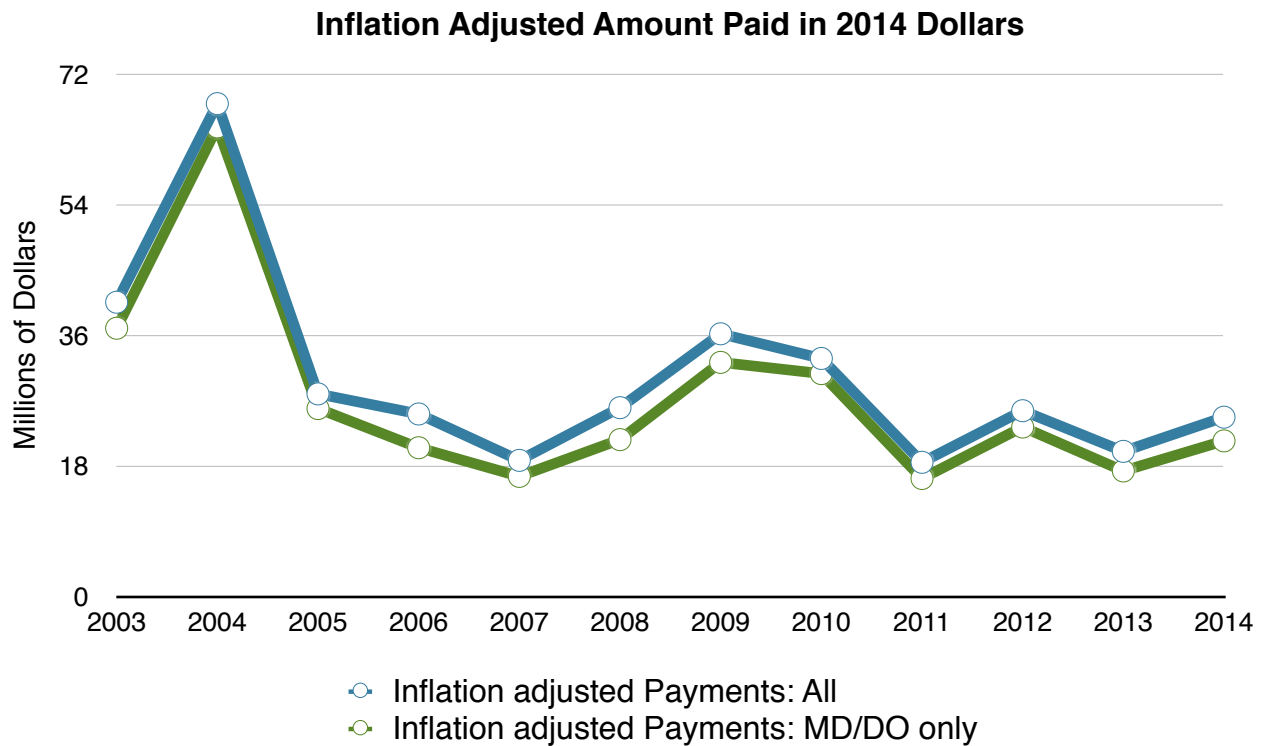


Figure 3: Figure 2 Data When Adjusted for Inflation.

Brief summary: In spite of having no tort reform law to control medical malpractice costs, Iowa has seen a substantial drop in the number of paid claims as well as the cost of malpractice in their State. Iowa currently has among the lowest medical malpractice costs in the US

Source

<http://www.alllaw.com/articles/nolo/personal-injury/effect-tort-reform.html>

<http://www.nolo.com/legal-encyclopedia/state-state-medical-malpractice-damages-caps.html>

<http://www.ncsl.org/research/financial-services-and-commerce/medical-liability-medical-malpractice-laws.aspx>

http://truecostofhealthcare.net/malpractice_statistics/

<http://www.npdb.hrsa.gov/resources/npdbstats/npdbStatistics.jsp>

<http://www.atra.org/issues/noneconomic-damages-reform>