

Kansas Medical Malpractice Summary and Statistics

By David Belk MD

Tort Reform Law: §60-19a02. \$250,000 limit on noneconomic damages for personal injury recoverable by each party from all defendants.
Effective 1987

Population in 2015: 2,911,641

Number of Licensed Physicians¹ in 2015: 9,002

	2013	2014	2015	Average for 2013-2015
Per Capita ³ Amount Paid Against all Practitioners	\$8.30	\$8.82	\$8.46	\$8.52
State Rank	26	31	28	28
Per Capita ³ Amount Paid Against Physicians (MD/DO) Only	\$7.82	\$7.36	\$7.45	\$7.54
State Rank	21	31	28	27
Paid Claims/100 Physicians		1.31	1.28	
State Rank		3	5	

Table showing the amount paid per capita³ in Kansas for medical malpractice claims against all practitioners each year as well as against physicians only. It also shows the number of claims won against physicians per 100 licensed physicians in Kansas in 2014 and 2015.

Notes

- 1) MDs and DOs only. Many physicians are licensed in more than one state which is why the total number of physicians in all of the states exceeds the total number of physicians in the US.
- 2) All Practitioners includes MDs, DOs, podiatrists, dentists, nurses, hygienists, pharmacists, pharmacy techs, lab techs, physical therapists, etc...
- 3) Total amount paid in medical malpractice claims in the state that year/ the state's Population

Graphic Summary of Medical Malpractice Incidence and Cost for Kansas from 2003-2015

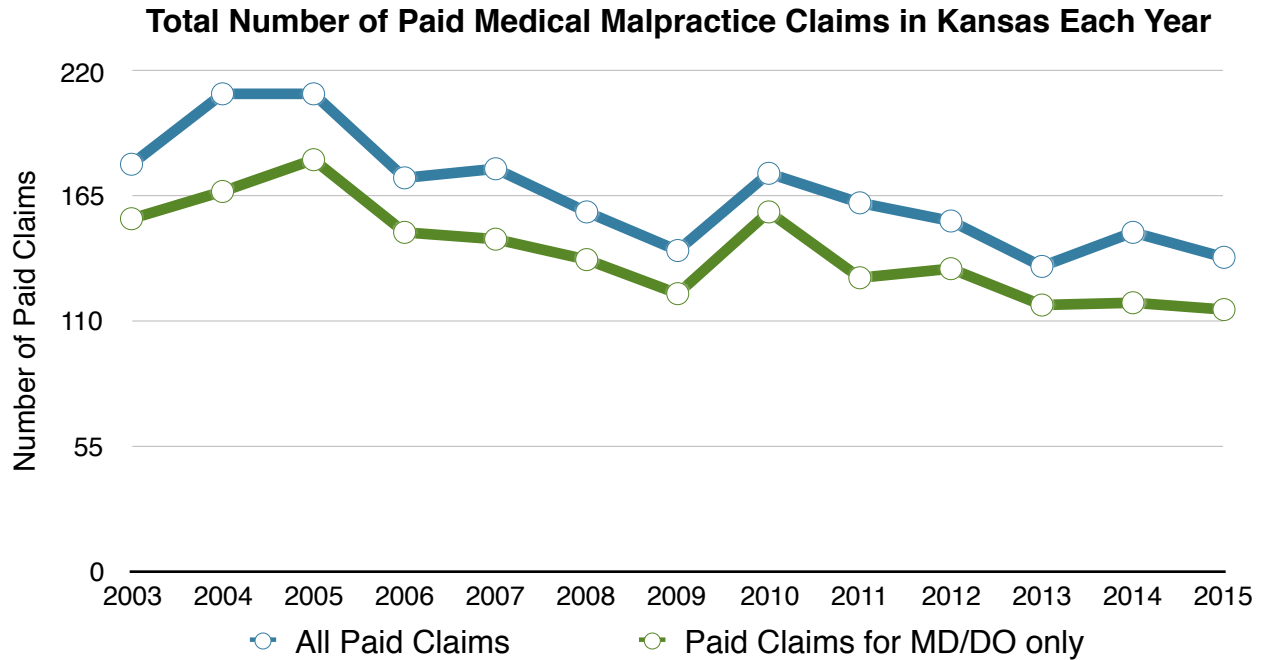


Figure 1: Total number of Paid Medical Malpractice Claims for Kansas from 2003-2015 for All Health Care Practitioners Combined as Well as for MD/DOs Only.

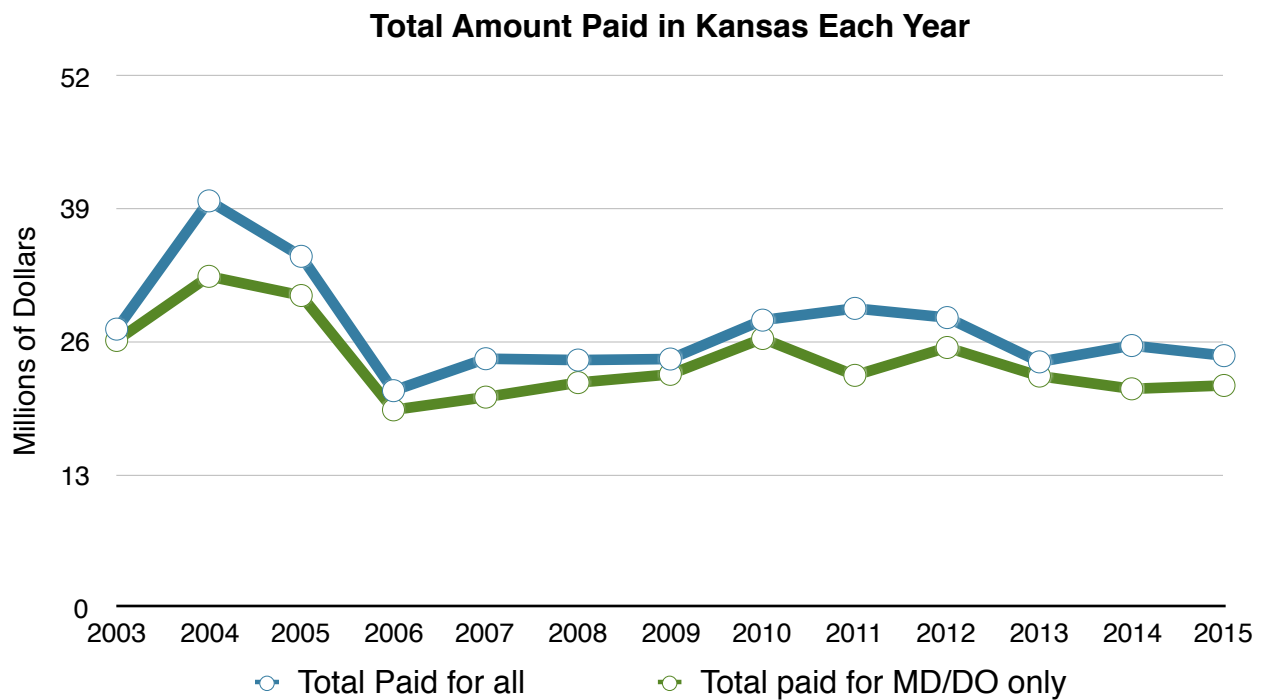


Figure 2: Total Amount Paid for All Medical Malpractice Claims from 2003-2015 for All Health Care Practitioners and MD/DOs Only in Kansas.

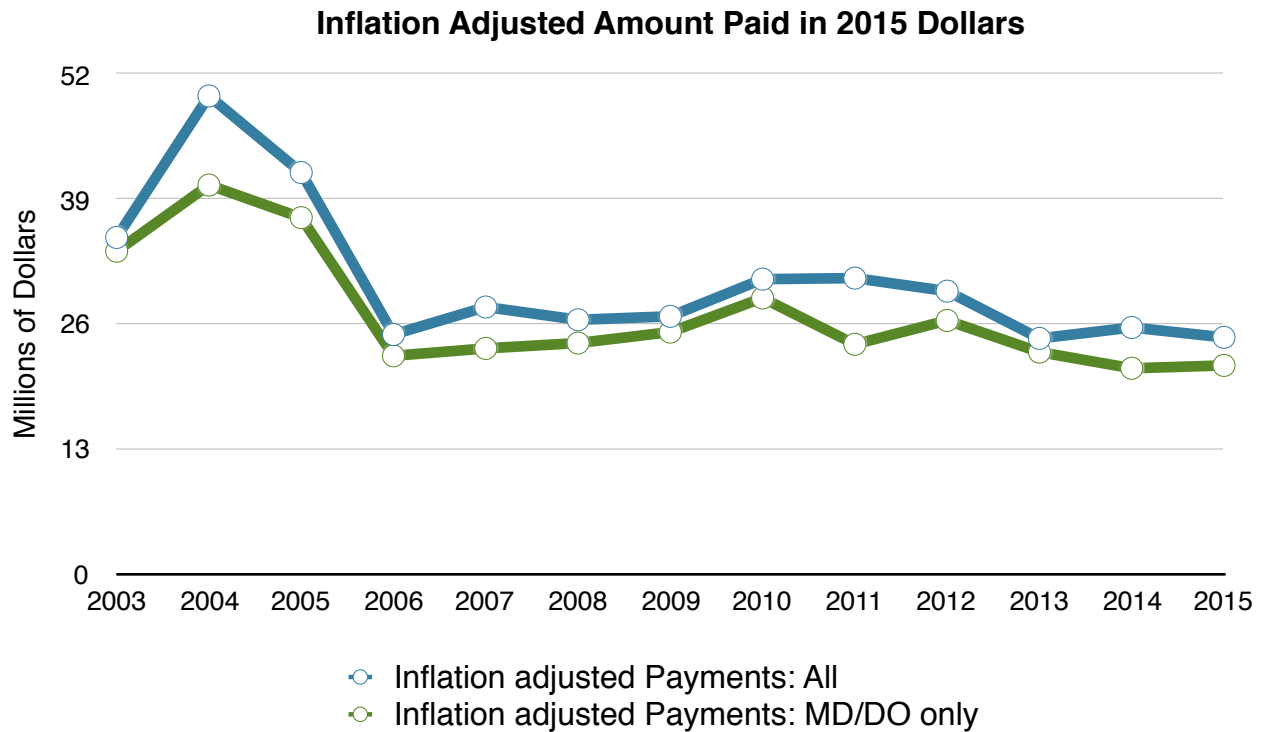


Figure 3: Figure 2 Data When Adjusted for Inflation.

Brief summary: Kansas has a \$250,000 cap on non-economic damages in medical malpractice cases. In spite of this cap, Kansas has a surprisingly high number of paid claims when compared to other states in the U.S. The total cost of medical malpractice in Kansas is close to the national average, though.

Sources

<http://www.alllaw.com/articles/nolo/personal-injury/effect-tort-reform.html>

<http://www.nolo.com/legal-encyclopedia/state-state-medical-malpractice-damages-caps.html>

<http://www.ncsl.org/research/financial-services-and-commerce/medical-liability-medical-malpractice-laws.aspx>

http://truecostofhealthcare.net/malpractice_statistics/

<http://www.npdb.hrsa.gov/resources/npdbstats/npdbStatistics.jsp>

<http://www.atra.org/issues/noneconomic-damages-reform>