

Kentucky Medical Malpractice Summary and Statistics

By David Belk MD

Tort Reform Law: None

Population in 2015: 4,425,092

Number of Licensed Physicians¹ in 2015: 17,645

	2013	2014	2015	Average for 2013-2015
Per Capita ³ Amount Paid Against all Practitioners	\$6.82	\$10.86	\$9.46	\$9.05
State Rank	35	18	24	26
Per Capita ³ Amount Paid Against Physicians (MD/DO) Only	\$6.27	\$9.03	\$7.63	\$7.65
State Rank	31	23	27	26
Paid Claims/100 Physicians		0.69	0.58	
State Rank		18	22	

Table showing the amount paid per capita³ in Kentucky for medical malpractice claims against all practitioners each year as well as against physicians only. It also shows the number of claims won against physicians per 100 licensed physicians in Kentucky in 2014 and 2015.

Notes

- 1) MDs and DOs only. Many physicians are licensed in more than one state which is why the total number of physicians in all of the states exceeds the total number of physicians in the US.
- 2) All Practitioners includes MDs, DOs, podiatrists, dentists, nurses, hygienists, pharmacists, pharmacy techs, lab techs, physical therapists, etc...
- 3) Total amount paid in medical malpractice claims in the state that year/ the state's Population

Graphic Summary of Medical Malpractice Incidence and Cost for Kentucky from 2003-2015

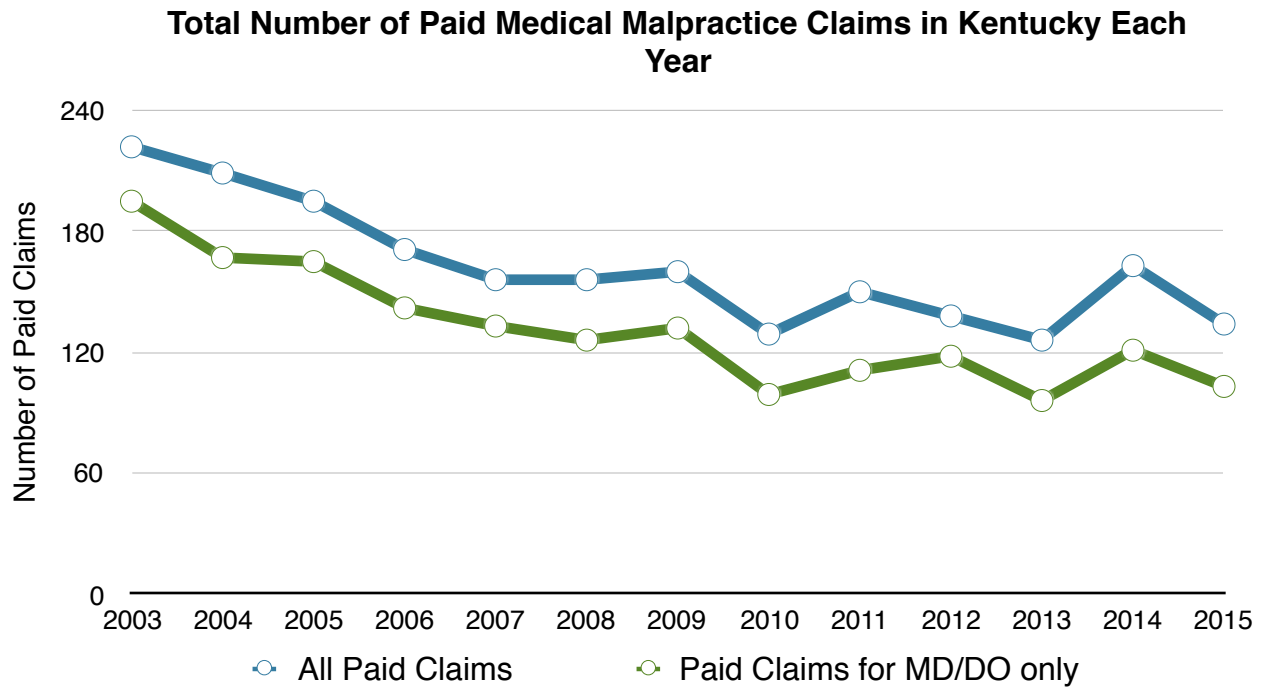


Figure 1: Total number of Paid Medical Malpractice Claims for Kentucky from 2003-2015 for All Health Care Practitioners Combined as Well as for MD/DOs Only.

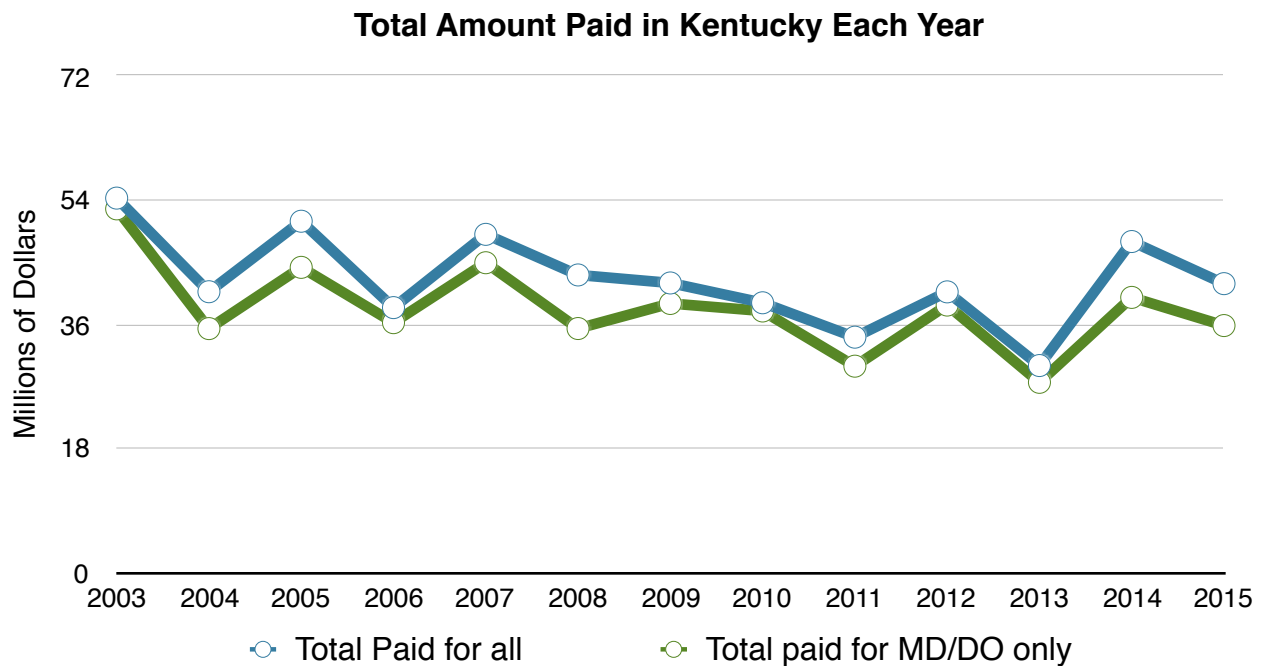


Figure 2: Total Amount Paid for All Medical Malpractice Claims from 2003-2015 for All Health Care Practitioners and MD/DOs Only in Kentucky.

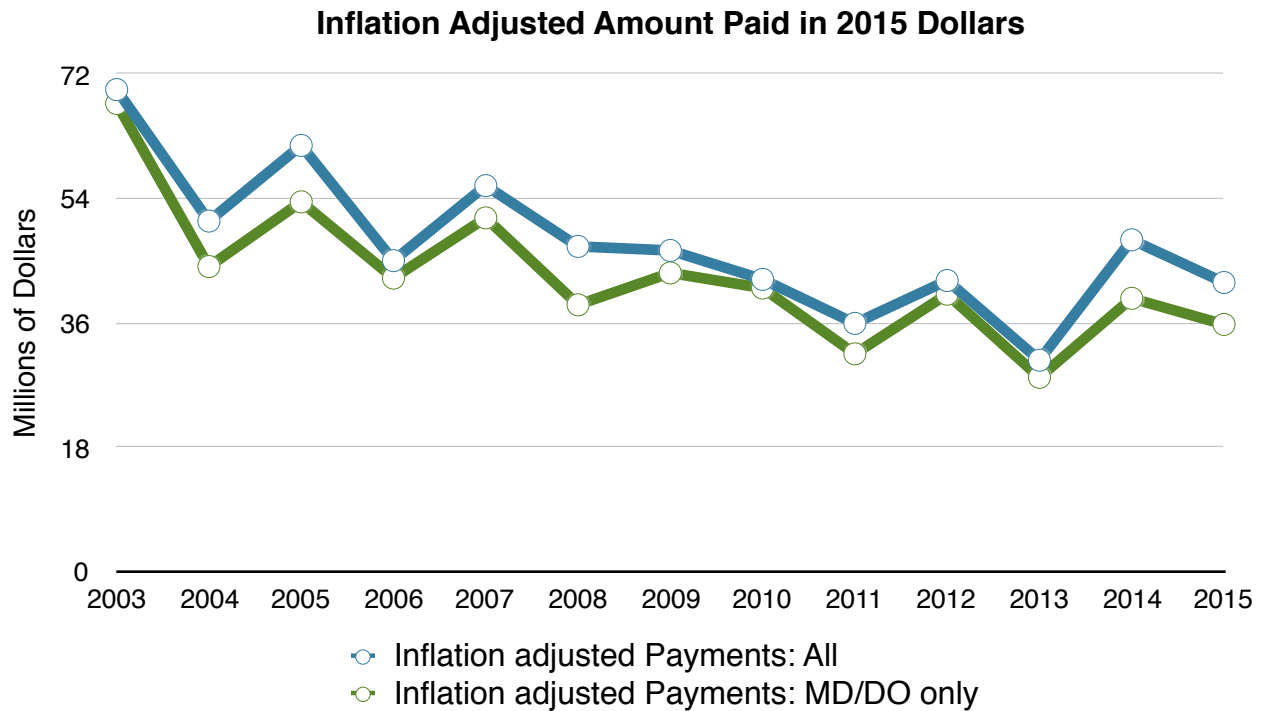


Figure 3: Figure 2 Data When Adjusted for Inflation.

Brief summary: Apart from 2014 medical malpractice cases and costs in Kentucky have been dropping rather steadily. From 2013-2015 medical malpractice costs in Kentucky were exactly average (median) for the U.S.

Sources

<http://www.alllaw.com/articles/nolo/personal-injury/effect-tort-reform.html>

<http://www.nolo.com/legal-encyclopedia/state-state-medical-malpractice-damages-caps.html>

<http://www.ncsl.org/research/financial-services-and-commerce/medical-liability-medical-malpractice-laws.aspx>

http://truecostofhealthcare.net/malpractice_statistics/

<http://www.npdb.hrsa.gov/resources/npdbstats/npdbStatistics.jsp>

<http://www.atra.org/issues/noneconomic-damages-reform>