

Minnesota Medical Malpractice Summary and Statistics

By David Belk MD

Tort Reform Law: None

Population in 2015: 5,489,594

Number of Licensed Physicians¹ in 2015: 21,855

	2013	2014	2015	Average for 2013-2015
Per Capita ³ Amount Paid Against all Practitioners	\$3.76	\$4.37	\$9.74	\$5.95
State Rank	48	47	23	45
Per Capita ³ Amount Paid Against Physicians (MD/DO) Only	\$2.89	\$3.73	\$9.00	\$5.20
State Rank	51	46	22	43
Paid Claims/100 Physicians		0.19	0.25	
State Rank		48	46	

Table showing the amount paid per capita³ in Minnesota for medical malpractice claims against all practitioners each year as well as against physicians only. It also shows the number of claims won against physicians per 100 licensed physicians in Minnesota in 2014 and 2015.

Notes

- 1) MDs and DOs only. Many physicians are licensed in more than one state which is why the total number of physicians in all of the states exceeds the total number of physicians in the US.
- 2) All Practitioners includes MDs, DOs, podiatrists, dentists, nurses, hygienists, pharmacists, pharmacy techs, lab techs, physical therapists, etc...
- 3) Total amount paid in medical malpractice claims in the state that year/ the state's Population

Graphic Summary of Medical Malpractice Incidence and Cost for Minnesota from 2003-2015

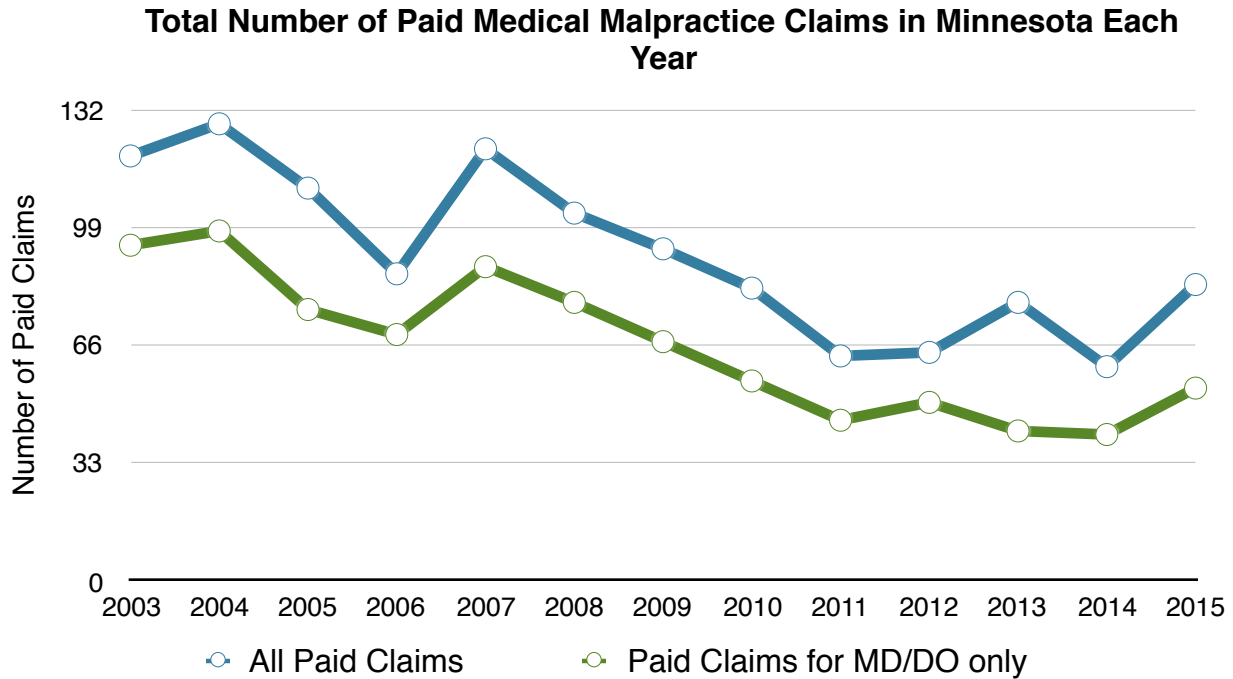


Figure 1: Total number of Paid Medical Malpractice Claims for Minnesota from 2003-2015 for All Health Care Practitioners Combined as Well as for MD/DOs Only.

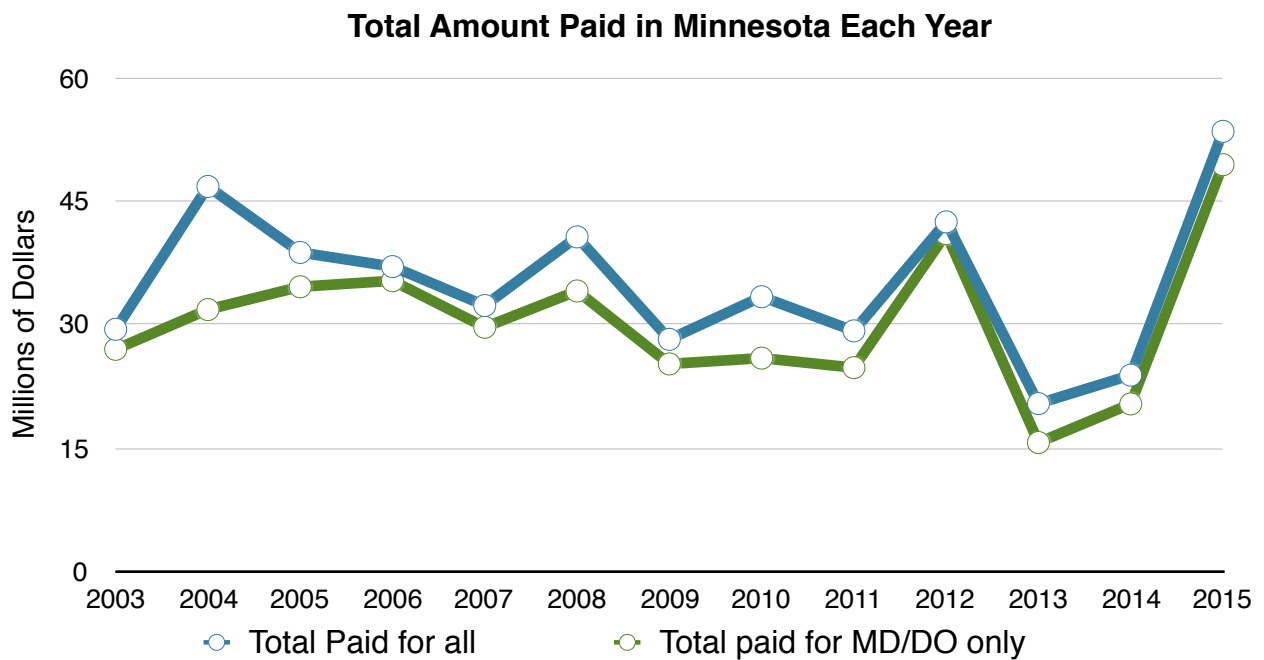


Figure 2: Total Amount Paid for All Medical Malpractice Claims from 2003-2015 for All Health Care Practitioners and MD/DOs Only in Minnesota.

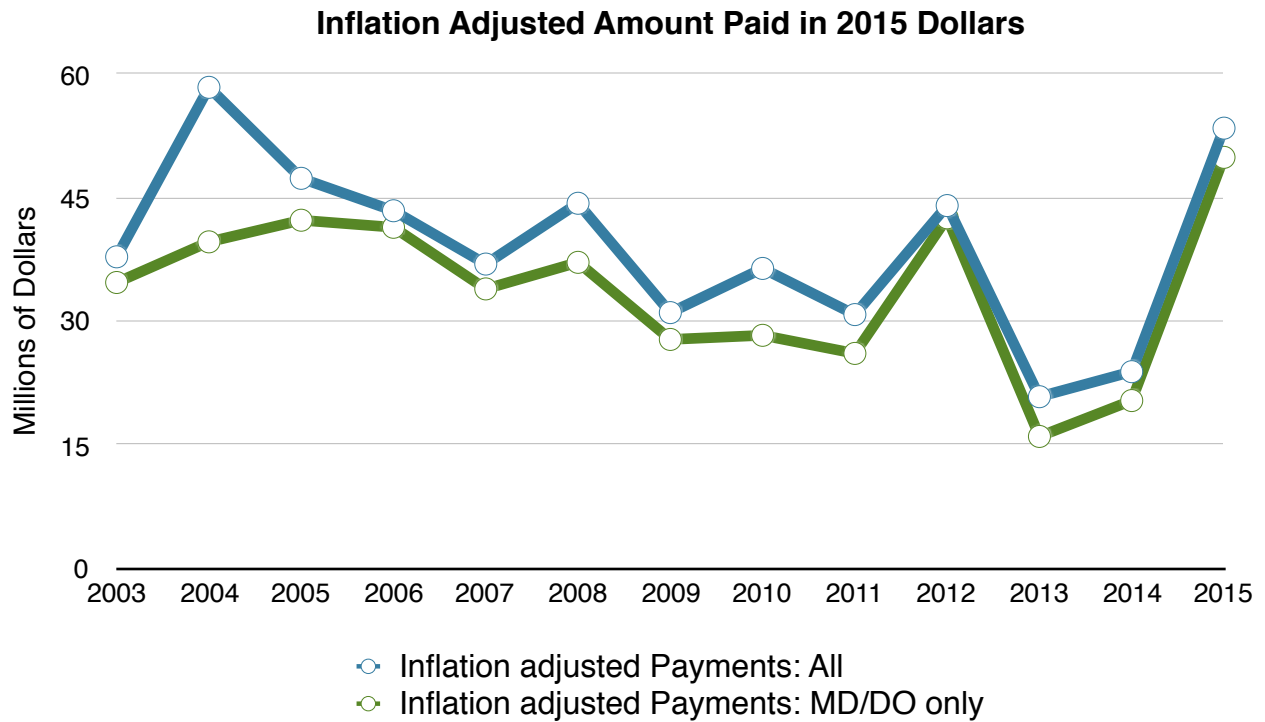


Figure 3: Figure 2 Data When Adjusted for Inflation.

Brief summary: In 2015, Minnesota had a spike in their medical malpractice costs due to 10 awards of over \$2 million each that year. Apart from this, Minnesota has had among the lowest medical malpractice costs in the U.S. for over a decade in spite of not having any sort of tort reform aimed at controlling these costs.

Sources

<http://www.alllaw.com/articles/nolo/personal-injury/effect-tort-reform.html>

<http://www.nolo.com/legal-encyclopedia/state-state-medical-malpractice-damages-caps.html>

<http://www.ncsl.org/research/financial-services-and-commerce/medical-liability-medical-malpractice-laws.aspx>

http://truecostofhealthcare.net/malpractice_statistics/

<http://www.npdb.hrsa.gov/resources/npdbstats/npdbStatistics.jsp>

<http://www.atra.org/issues/noneconomic-damages-reform>