

Missouri Medical Malpractice Summary and Statistics

Tort Reform Law: None now. In 2005 they passed §538.210 which capped non-economic damages at \$350,000. This law was declared unconstitutional by the Missouri Supreme Court in 2012

Population in 2014: 6,063,589

Number of Licensed Physicians¹ in 2014: 25,926

Number of Paid Medical Malpractice claims per 100 physicians in 2014: 0.56

State Rank: 30th

Amount paid for malpractice claims against all practitioners² per capita³ in 2014: \$8.33

State Rank: 32nd

Amount paid for malpractice claims against all practitioners per capita in 2013: \$7.76

State Rank: 28th

Amount paid for malpractice claims against Physicians only per capita in 2014: \$7.58

State Rank: 26th

Amount paid for malpractice claims against Physicians only per capita in 2013: \$6.04

State Rank: 33rd

Notes

- 1) MDs and DOs only. Many physicians are licensed in more than one State which is why the total number of physicians in all of the States exceeds the total number of physicians in the US.
- 2) All Practitioners includes MDs, DOs, podiatrists, dentists, nurses, hygienists, pharmacists, pharmacy techs, lab techs, physical therapists, etc...
- 3) Total amount paid in medical malpractice claims in the State that year/ the State's Population

Graphic Summary of Medical Malpractice Incidence and Cost for Missouri from 2003-2014

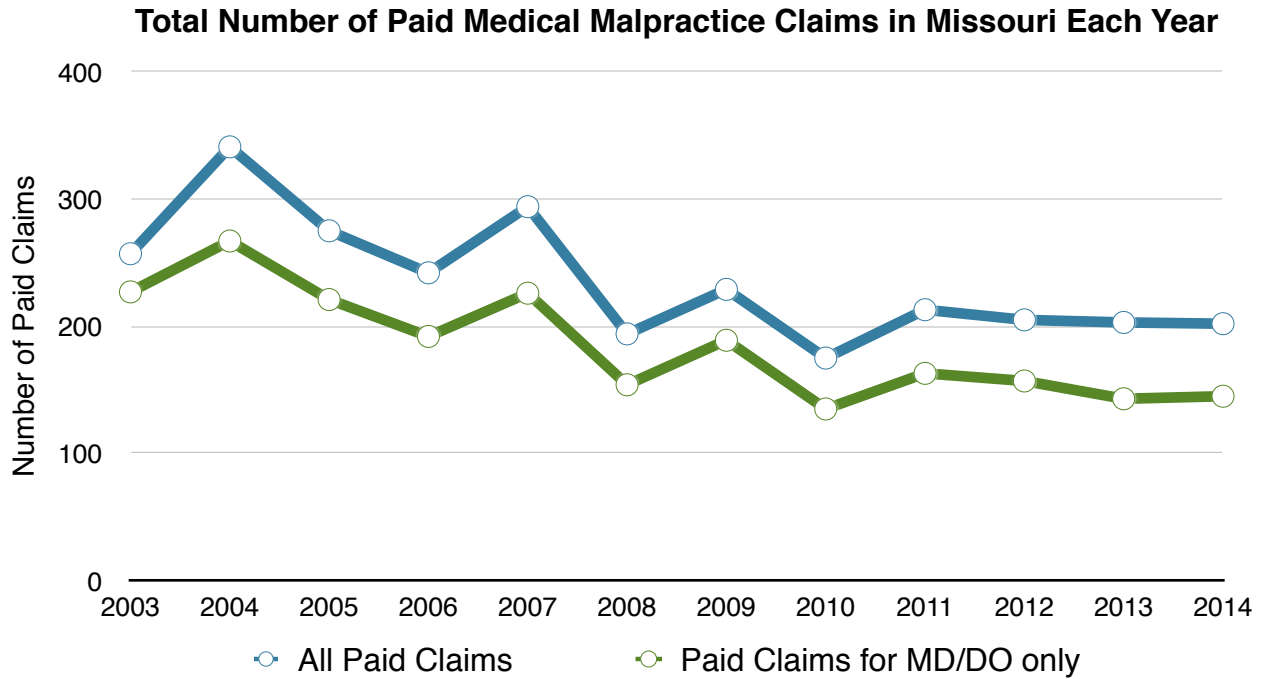


Figure 1: Total number of Paid Medical Malpractice Claims for Missouri from 2003-2014 for All Health Care Practitioners Combined as Well as for MD/DOs Only

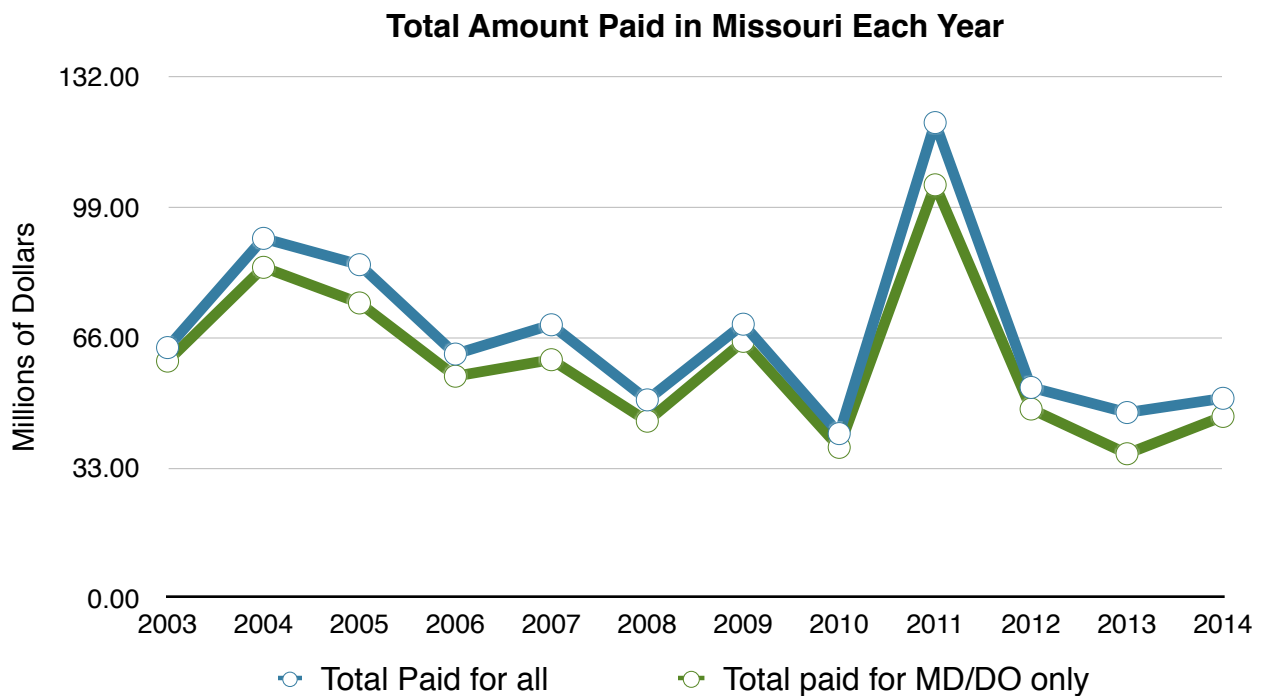


Figure 2: Total Amount Paid for All Medical Malpractice Claims from 2003-2014 for All Health Care Practitioners and MD/DOs Only in Missouri.

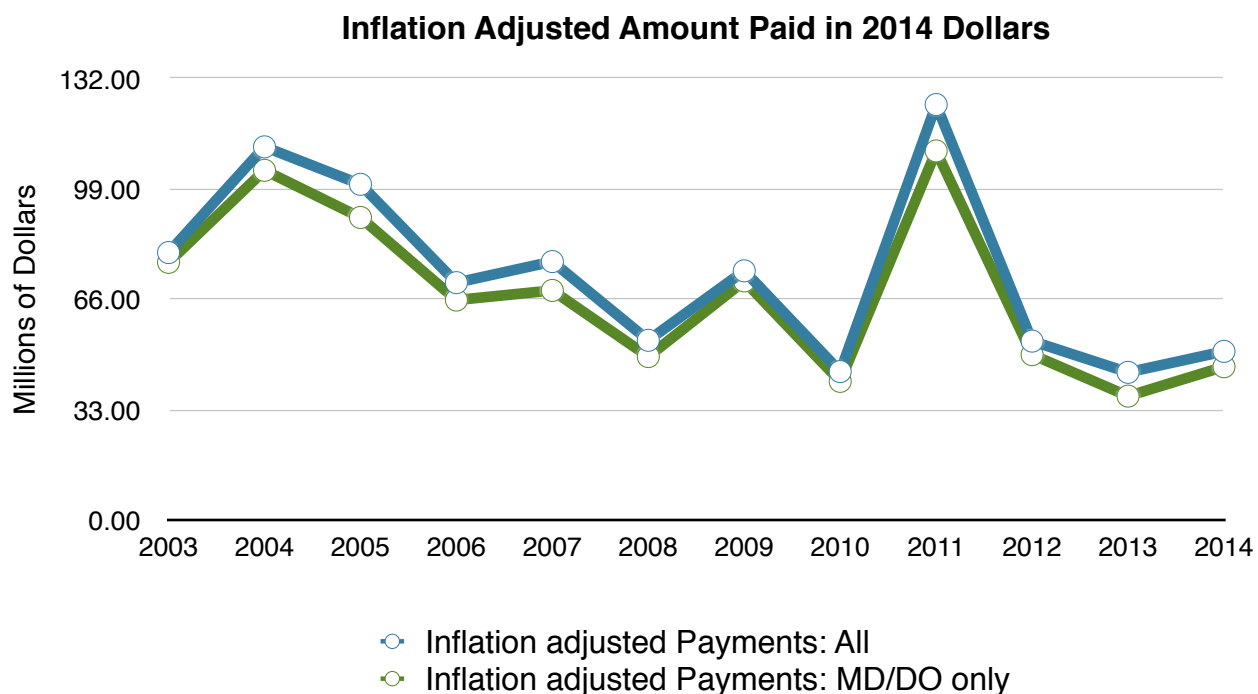


Figure 3: Figure 2 Data When Adjusted for Inflation.

Brief summary: Anyone looking for a cause/effect relationship between tort reform and medical malpractice costs should avoid using Missouri as an example. Missouri passed a law that capped non-economic damages in 2005 and, sure enough, malpractice costs started to drop—until 2011 when they spiked to the highest they’ve been all decade. One year later (in 2012) the State Supreme Court throws the law out declaring it unconstitutional. Since then, malpractice costs in Missouri are the lowest they’ve ever been.

Sources

<http://www.alllaw.com/articles/nolo/personal-injury/effect-tort-reform.html>

<http://www.nolo.com/legal-encyclopedia/state-state-medical-malpractice-damages-caps.html>

<http://www.ncsl.org/research/financial-services-and-commerce/medical-liability-medical-malpractice-laws.aspx>

http://truecostofhealthcare.net/malpractice_statistics/

<http://www.npdb.hrsa.gov/resources/npdbstats/npdbStatistics.jsp>

<http://www.atra.org/issues/noneconomic-damages-reform>