

New Jersey Medical Malpractice Summary and Statistics

By David Belk MD

Tort Reform Law: §2A:15-5.14. Punitive: The greater of \$350,000 or 5x compensatory damages.
Effective 1995

Population in 2015: 8,958,013

Number of Licensed Physicians¹ in 2015: 35,842

	2013	2014	2015	Average for 2013-2015
Per Capita ³ Amount Paid Against all Practitioners	\$28.19	\$27.99	\$29.36	\$28.51
State Rank	3	2	2	2
Per Capita ³ Amount Paid Against Physicians (MD/DO) Only	\$22.41	\$21.72	\$22.42	\$22.18
State Rank	4	6	3	3
Paid Claims/100 Physicians		1.17	1.11	
State Rank		6	6	

Table showing the amount paid per capita³ in New Jersey for medical malpractice claims against all practitioners each year as well as against physicians only. It also shows the number of claims won against physicians per 100 licensed physicians in New Jersey in 2014 and 2015.

Notes

- 1) MDs and DOs only. Many physicians are licensed in more than one state which is why the total number of physicians in all of the states exceeds the total number of physicians in the US.
- 2) All Practitioners includes MDs, DOs, podiatrists, dentists, nurses, hygienists, pharmacists, pharmacy techs, lab techs, physical therapists, etc...
- 3) Total amount paid in medical malpractice claims in the state that year/ the state's Population

Graphic Summary of Medical Malpractice Incidence and Cost for New Jersey from 2003-2015

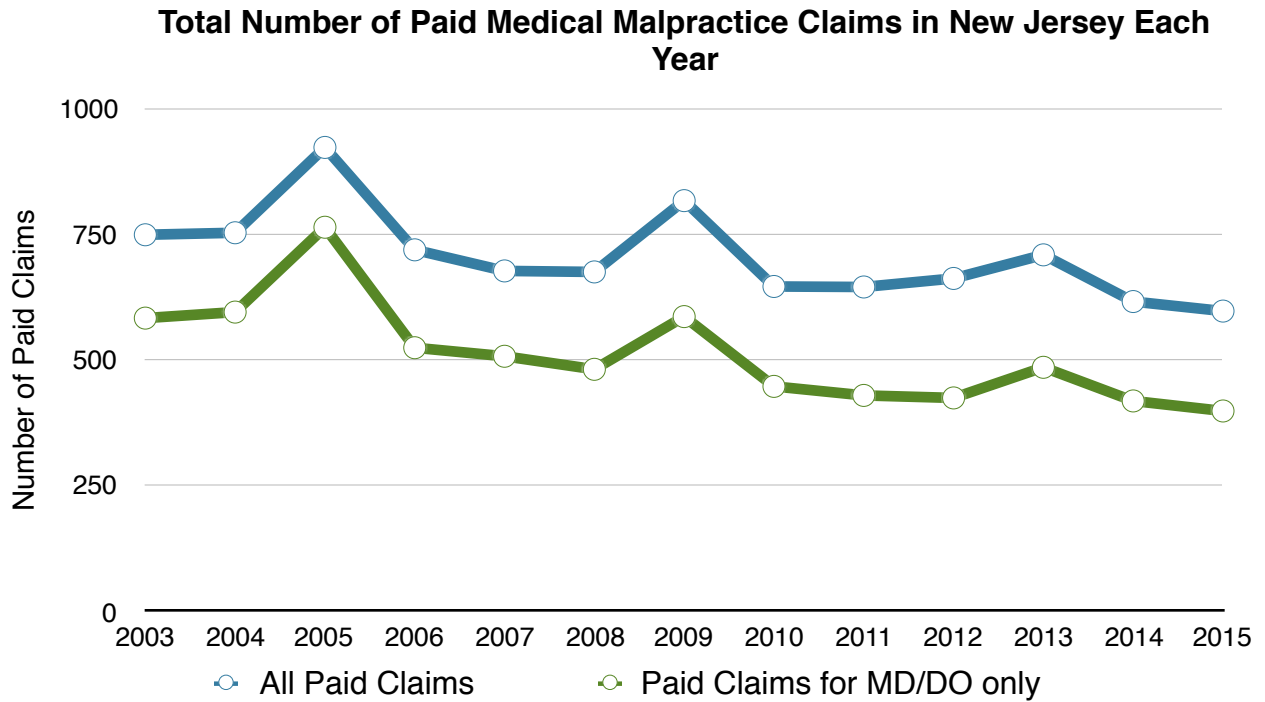


Figure 1: Total number of Paid Medical Malpractice Claims for New Jersey from 2003-2015 for All Health Care Practitioners Combined as Well as for MD/DOs Only.

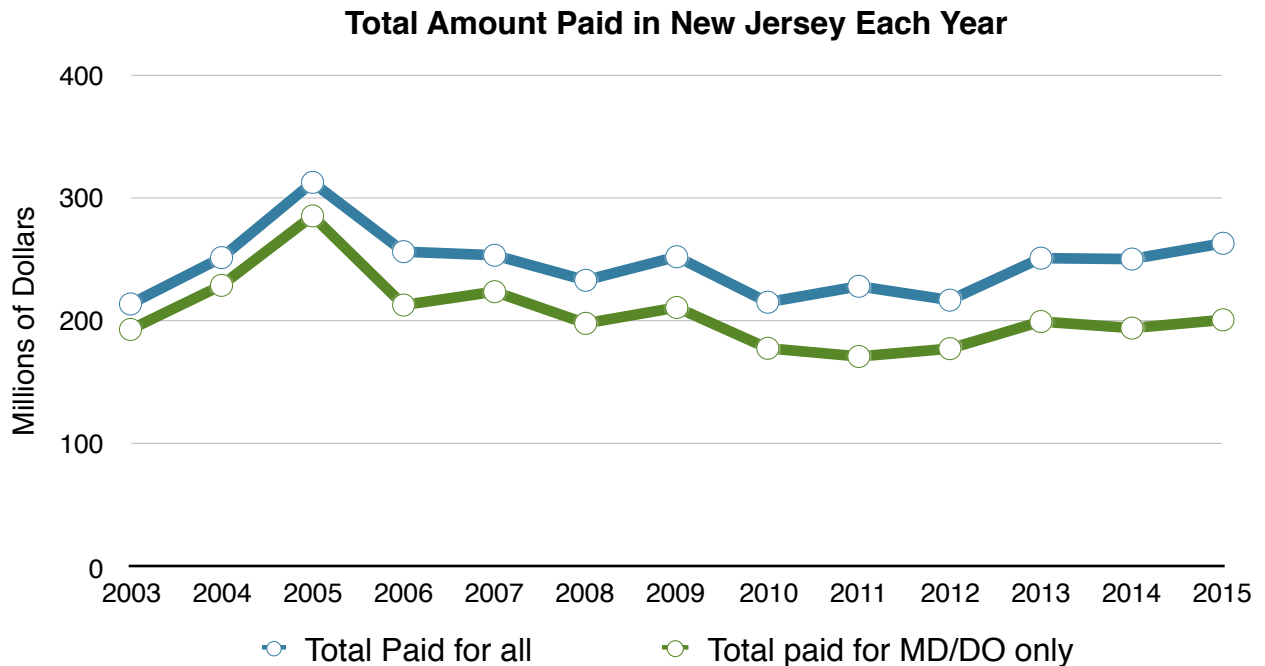


Figure 2: Total Amount Paid for All Medical Malpractice Claims from 2003-2015 for All Health Care Practitioners and MD/DOs Only in New Jersey.

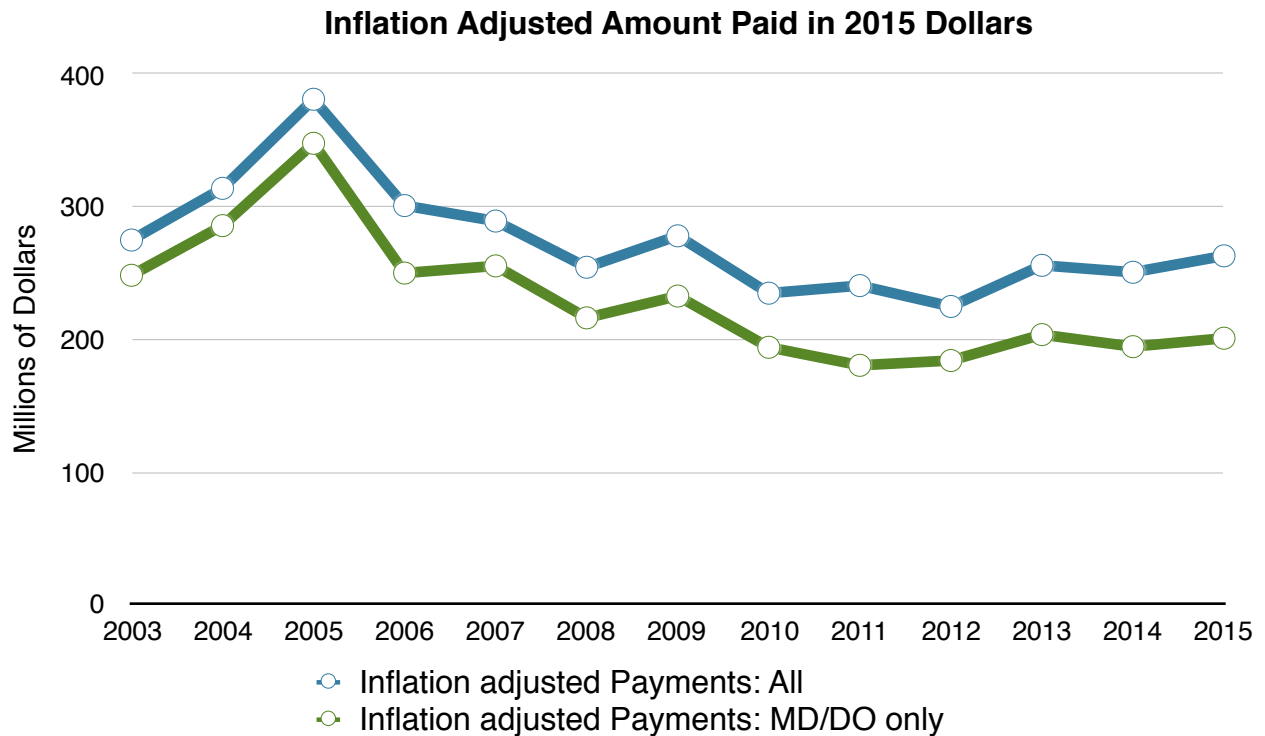


Figure 3: Figure 2 Data When Adjusted for Inflation.

Brief summary: New Jersey does have a tort reform law that caps damages, but it's a rather complex and confusing law. Anyway, it doesn't appear to have any real effect since annual per capita medical malpractice costs in New Jersey are easily among the highest in the U.S.

Sources

<http://www.alllaw.com/articles/nolo/personal-injury/effect-tort-reform.html>

<http://www.nolo.com/legal-encyclopedia/state-state-medical-malpractice-damages-caps.html>

<http://www.ncsl.org/research/financial-services-and-commerce/medical-liability-medical-malpractice-laws.aspx>

http://truecostofhealthcare.net/malpractice_statistics/

<http://www.npdb.hrsa.gov/resources/npdbstats/npdbStatistics.jsp>

<http://www.atra.org/issues/noneconomic-damages-reform>