

New York Medical Malpractice Summary and Statistics

By David Belk MD

Tort Reform Law: None

Population in 2015: 19,795,791

Number of Licensed Physicians¹ in 2015: 91,744

	2013	2014	2015	Average for 2013-2015
Per Capita ³ Amount Paid Against all Practitioners	\$35.02	\$36.15	\$35.23	\$35.47
State Rank	1	1	1	1
Per Capita ³ Amount Paid Against Physicians (MD/DO) Only	\$31.95	\$33.04	\$31.71	\$32.23
State Rank	1	1	1	1
Paid Claims/100 Physicians		1.46	1.32	
State Rank		2	3	

Table showing the amount paid per capita³ in New York for medical malpractice claims against all practitioners each year as well as against physicians only. It also shows the number of claims won against physicians per 100 licensed physicians in New York in 2014 and 2015.

Notes

- 1) MDs and DOs only. Many physicians are licensed in more than one state which is why the total number of physicians in all of the states exceeds the total number of physicians in the US.
- 2) All Practitioners includes MDs, DOs, podiatrists, dentists, nurses, hygienists, pharmacists, pharmacy techs, lab techs, physical therapists, etc...
- 3) Total amount paid in medical malpractice claims in the state that year/ the state's Population

Graphic Summary of Medical Malpractice Incidence and Cost for New York from 2003-2015

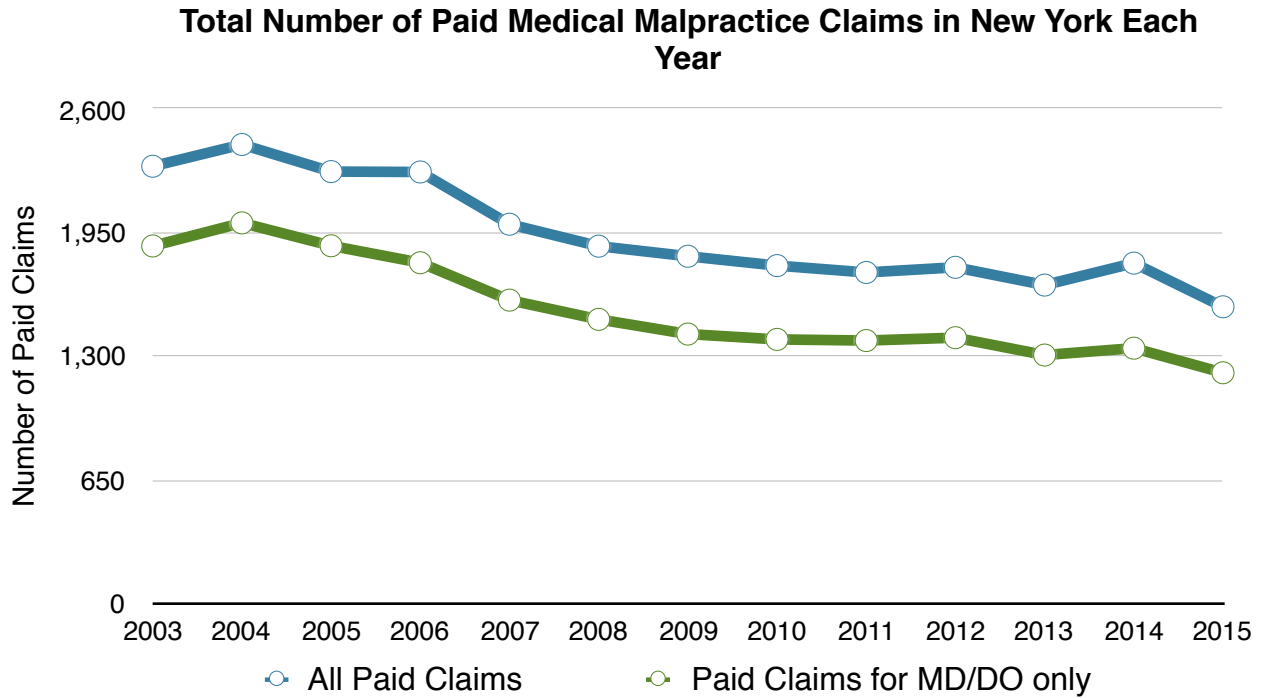


Figure 1: Total number of Paid Medical Malpractice Claims for New York from 2003-2015 for All Health Care Practitioners Combined as Well as for MD/DOs Only.

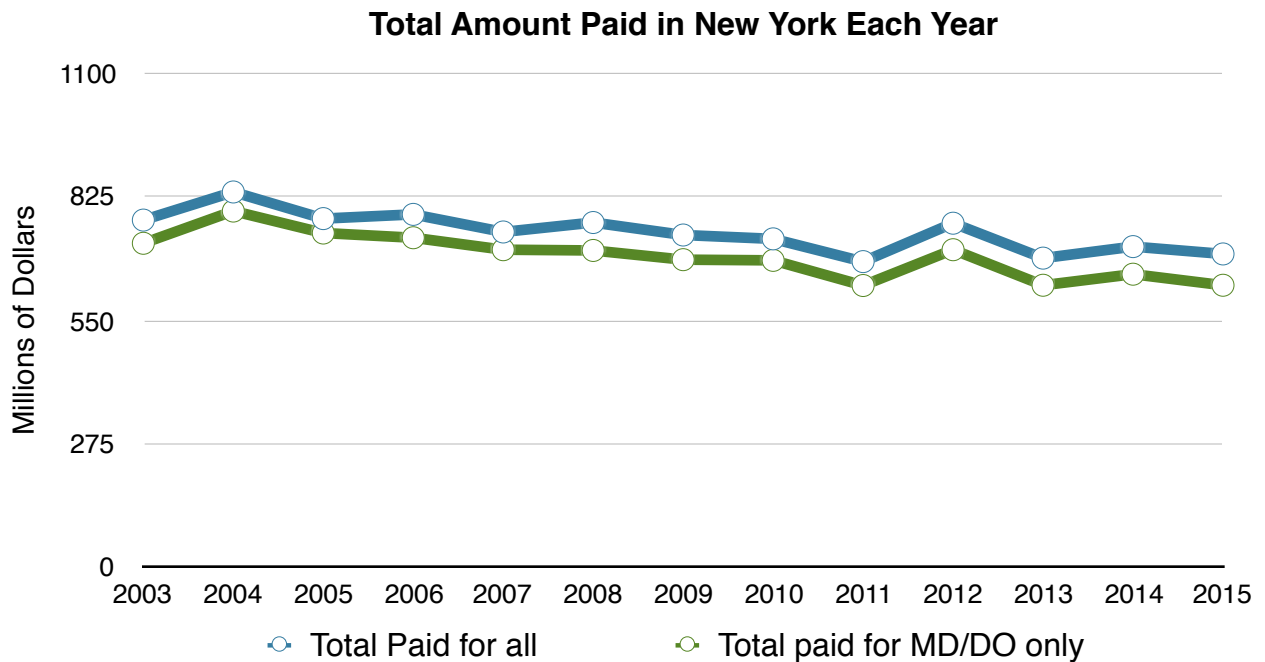


Figure 2: Total Amount Paid for All Medical Malpractice Claims from 2003-2015 for All Health Care Practitioners and MD/DOs Only in New York.

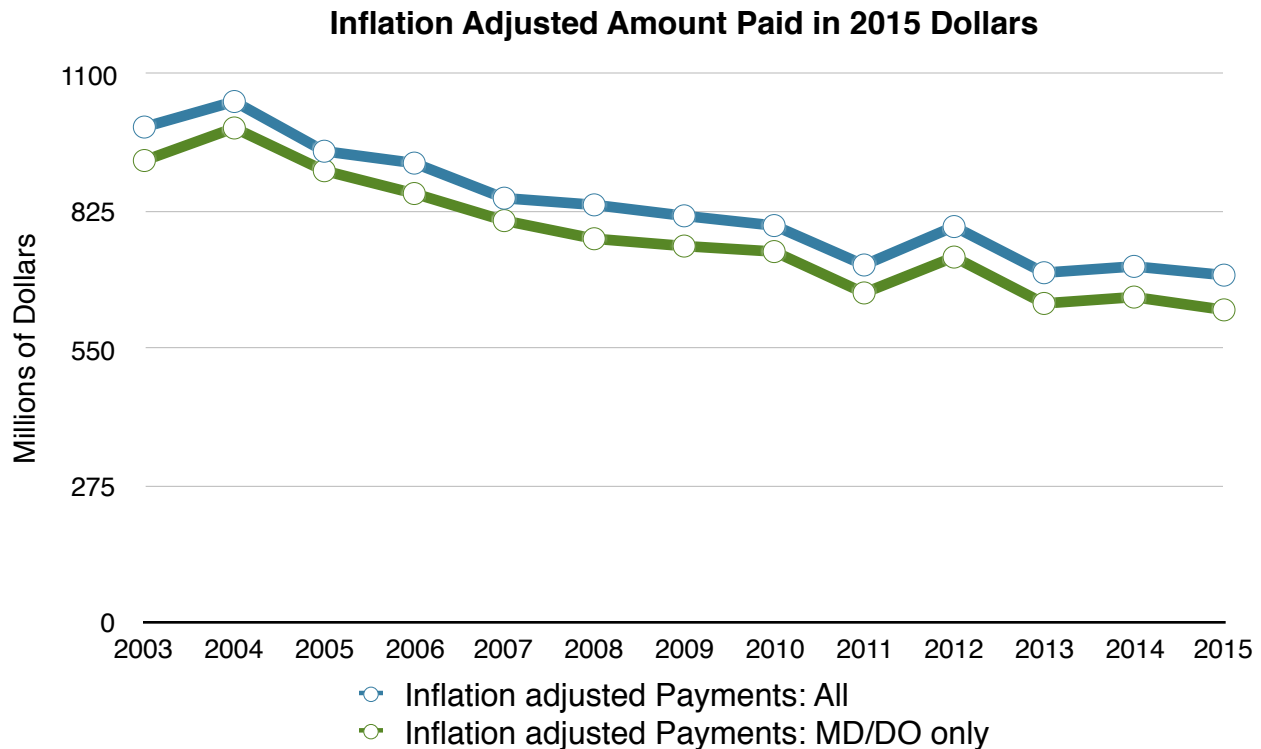


Figure 3: Figure 2 Data When Adjusted for Inflation.

Brief summary: When it comes to medical malpractice costs, no state in the U.S. comes close to New York. Constantly, year after year, one fifth of all paid medical malpractice cases and one fifth of total malpractice costs in the U.S. occur in New York alone. In reality, most of these cases occur in and around New York City where most practicing physicians can expect to pay five times the national average for malpractice premiums. Doctors practicing upstate don't have it nearly as bad as those near the City.

Sources

<http://www.alllaw.com/articles/nolo/personal-injury/effect-tort-reform.html>

<http://www.nolo.com/legal-encyclopedia/state-state-medical-malpractice-damages-caps.html>

<http://www.ncsl.org/research/financial-services-and-commerce/medical-liability-medical-malpractice-laws.aspx>

http://truecostofhealthcare.net/malpractice_statistics/

<http://www.npdb.hrsa.gov/resources/npdbstats/npdbStatistics.jsp>

<http://www.atra.org/issues/noneconomic-damages-reform>