

North Dakota Medical Malpractice Summary and Statistics

By David Belk MD

Tort Reform Law: §32-42-02. \$500,000 limit on noneconomic damages.
§32-03.2-08. Economic damage awards in excess of \$250,000 subject to court review.
Effective 1995

Population in 2015: 756,927

Number of Licensed Physicians¹ in 2015: 3,769

	2013	2014	2015	Average for 2013-2015
Per Capita ³ Amount Paid Against all Practitioners	\$5.92	\$1.58	\$3.63	\$3.71
State Rank	45	51	49	49
Per Capita ³ Amount Paid Against Physicians (MD/DO) Only	\$3.53	\$1.07	\$3.62	\$2.74
State Rank	47	51	47	49
Paid Claims/100 Physicians		0.13	0.24	
State Rank		50	47	

Table showing the amount paid per capita³ in North Dakota for medical malpractice claims against all practitioners each year as well as against physicians only. It also shows the number of claims won against physicians per 100 licensed physicians in North Dakota in 2014 and 2015.

Notes

- 1) MDs and DOs only. Many physicians are licensed in more than one state which is why the total number of physicians in all of the states exceeds the total number of physicians in the US.
- 2) All Practitioners includes MDs, DOs, podiatrists, dentists, nurses, hygienists, pharmacists, pharmacy techs, lab techs, physical therapists, etc...
- 3) Total amount paid in medical malpractice claims in the state that year/ the state's Population

Graphic Summary of Medical Malpractice Incidence and Cost for North Dakota from 2003-2015

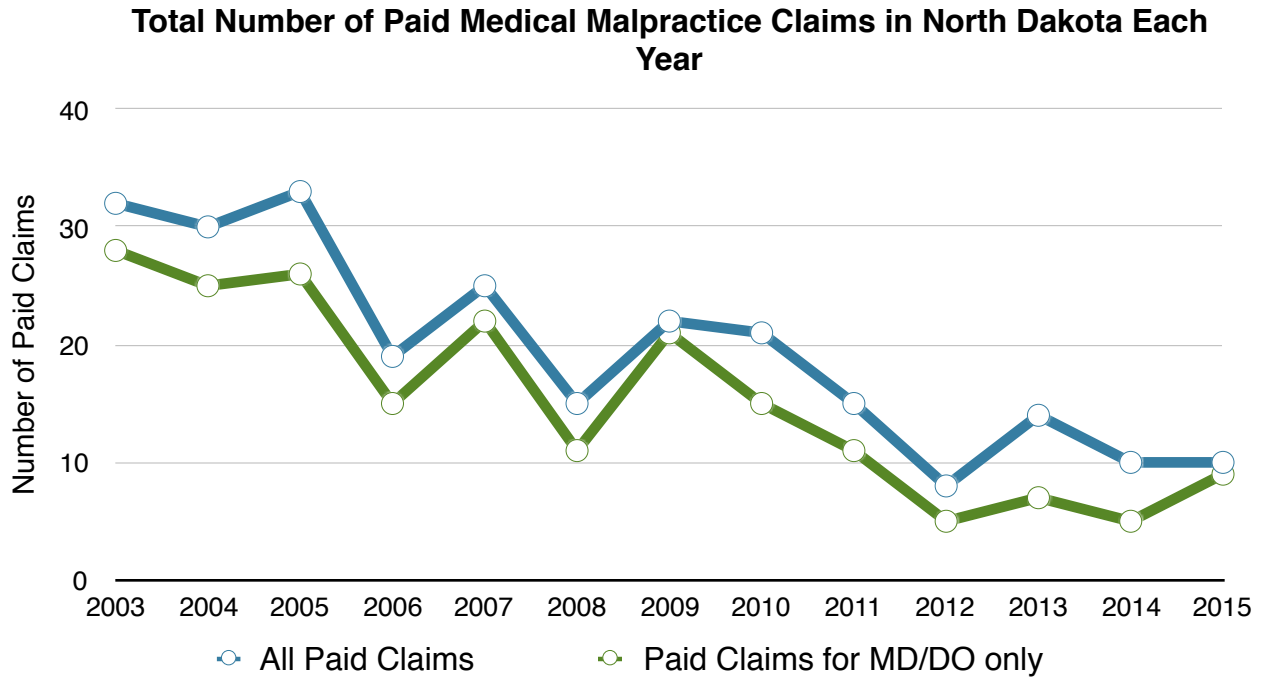


Figure 1: Total number of Paid Medical Malpractice Claims for North Dakota from 2003-2015 for All Health Care Practitioners Combined as Well as for MD/DOs Only.

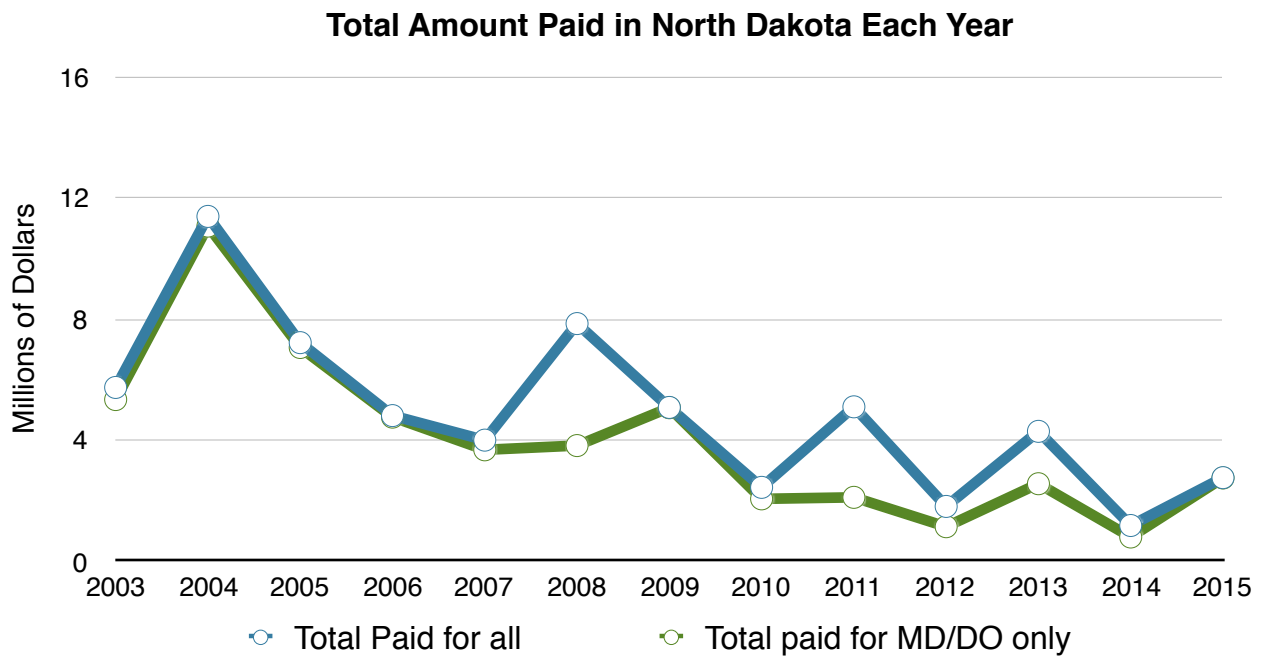


Figure 2: Total Amount Paid for All Medical Malpractice Claims from 2003-2015 for All Health Care Practitioners and MD/DOs Only in North Dakota.

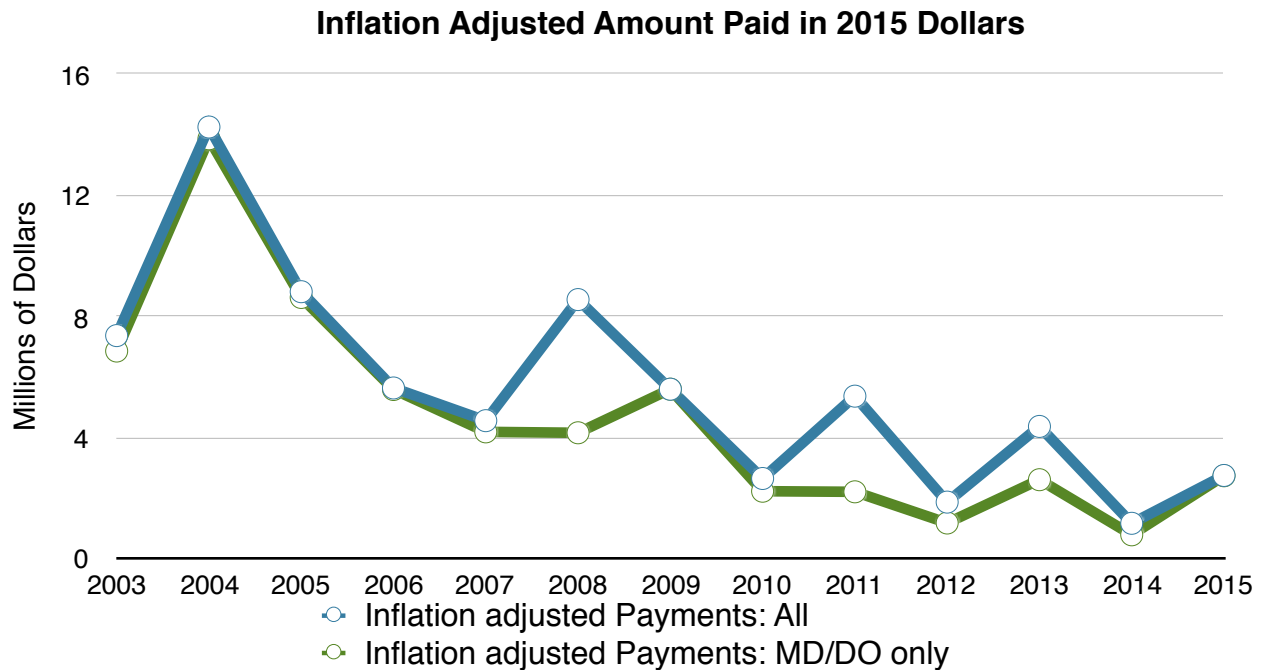


Figure 3: Figure 2 Data When Adjusted for Inflation.

Brief summary: Medical malpractice cases are almost non-existent in North Dakota.

Sources

<http://www.alllaw.com/articles/nolo/personal-injury/effect-tort-reform.html>

<http://www.nolo.com/legal-encyclopedia/state-state-medical-malpractice-damages-caps.html>

<http://www.ncsl.org/research/financial-services-and-commerce/medical-liability-medical-malpractice-laws.aspx>

http://truecostofhealthcare.net/malpractice_statistics/

<http://www.npdb.hrsa.gov/resources/npdbstats/npdbStatistics.jsp>

<http://www.atra.org/issues/noneconomic-damages-reform>