

Ohio Medical Malpractice Summary and Statistics

Tort Reform Law: §2323.43. Non-economic damages: \$250,000 or 3x economic damages up to \$350,000/plaintiff, whichever is greater. \$500,000 total for multiple plaintiffs. In catastrophic cases, \$500,000 or \$1,000,000.
Effective 2003

Population in 2014: 11,594,163

Number of Licensed Physicians¹ in 2014: 44,981

Number of Paid Medical Malpractice claims per 100 physicians in 2014: 0.39

State Rank: 40th

Amount paid for malpractice claims against all practitioners² per capita³ in 2014: \$5.11

State Rank: 45th

Amount paid for malpractice claims against all practitioners per capita in 2013: \$6.28

State Rank: 38th

Amount paid for malpractice claims against Physicians only per capita in 2014: \$4.61

State Rank: 42nd

Amount paid for malpractice claims against Physicians only per capita in 2013: \$5.35

State Rank: 40th

Notes

- 1) MDs and DOs only. Many physicians are licensed in more than one State which is why the total number of physicians in all of the States exceeds the total number of physicians in the US.
- 2) All Practitioners includes MDs, DOs, podiatrists, dentists, nurses, hygienists, pharmacists, pharmacy techs, lab techs, physical therapists, etc...
- 3) Total amount paid in medical malpractice claims in the State that year/ the State's Population

Graphic Summary of Medical Malpractice Incidence and Cost for Ohio from 2003-2014

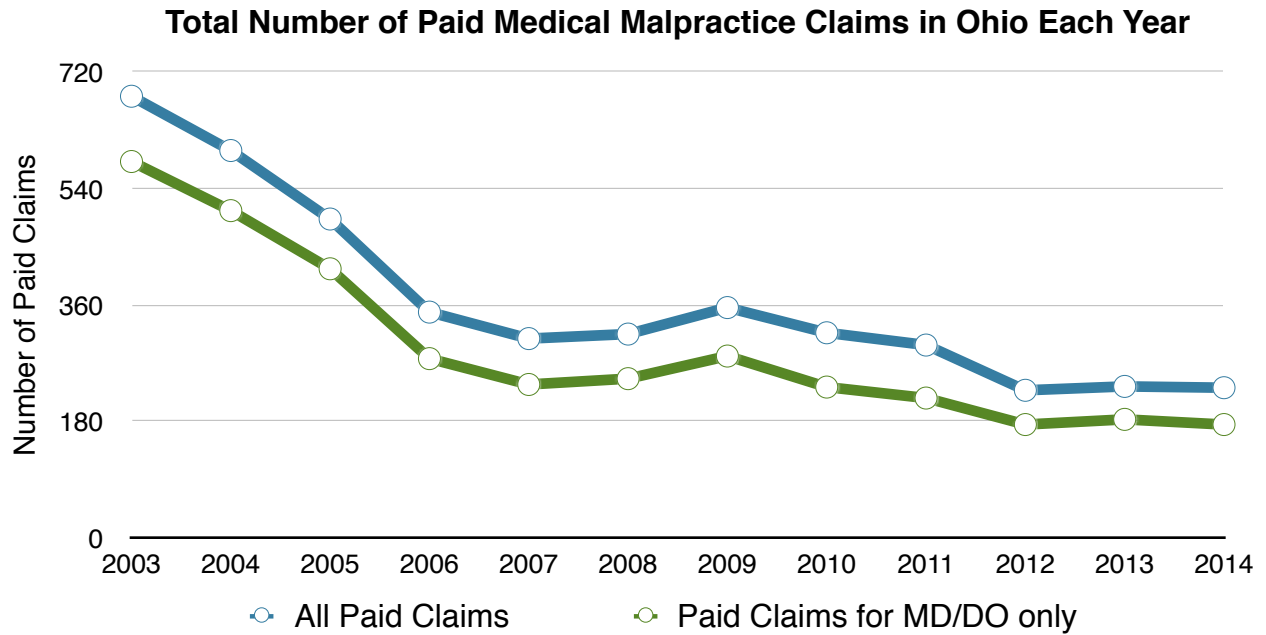


Figure 1: Total number of Paid Medical Malpractice Claims for Ohio from 2003-2014 for All Health Care Practitioners Combined as Well as for MD/DOs Only

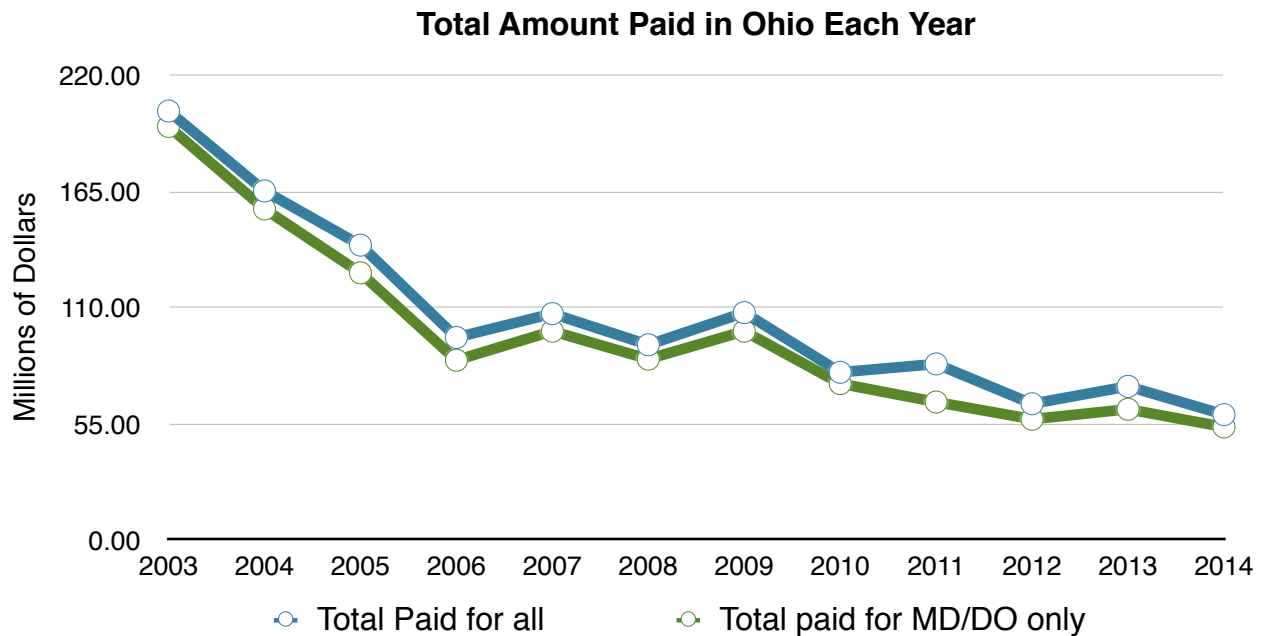


Figure 2: Total Amount Paid for All Medical Malpractice Claims from 2003-2014 for All Health Care Practitioners and MD/DOs Only in Ohio.

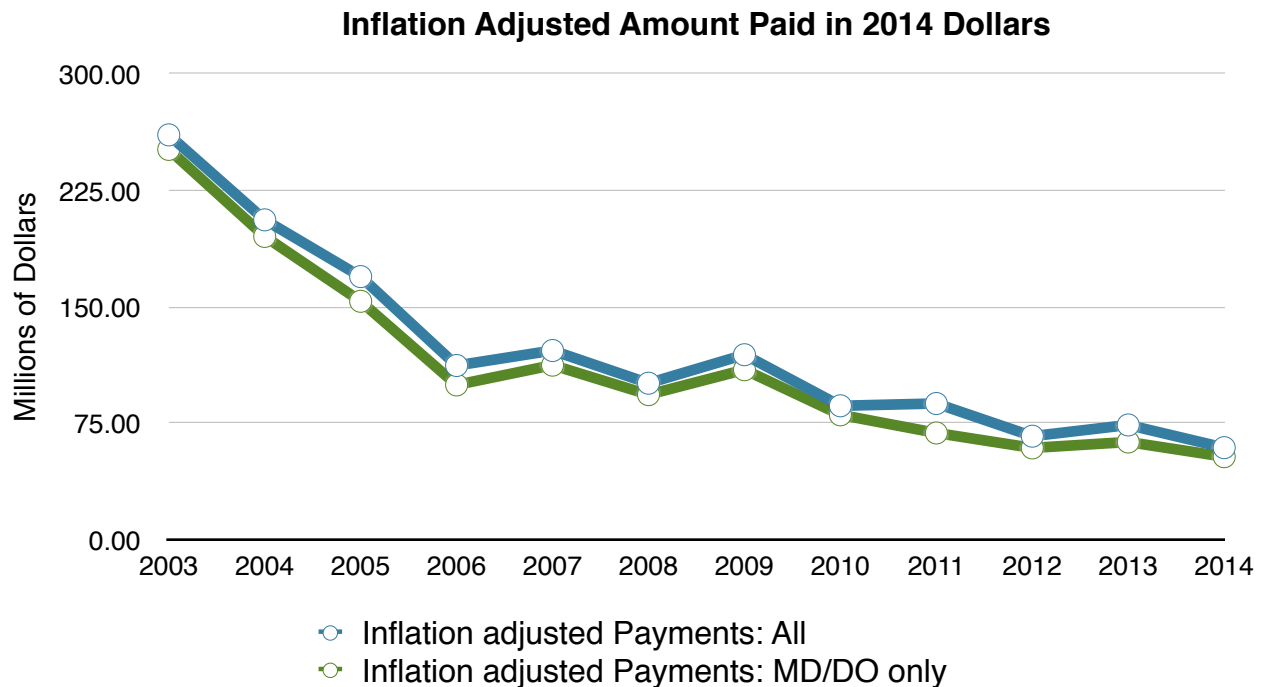


Figure 3: Figure 2 Data When Adjusted for Inflation.

Brief summary: Ohio definitely appears to be a success story for those who argue for tort reform. In 2004 Ohio passed a law that caps non-economic damages in medical malpractice cases at \$350,000. Over the next few years, the cost of medical malpractice and the number of paid claims in that State plummeted. Ohio went from having relatively high malpractice costs in 2003 to having among the lowest by 2010. If Ohio existed in a vacuum, those in favor of tort reform could just point to Ohio and say nothing more.

Sources

<http://www.alllaw.com/articles/nolo/personal-injury/effect-tort-reform.html>

<http://www.nolo.com/legal-encyclopedia/state-state-medical-malpractice-damages-caps.html>

<http://www.ncsl.org/research/financial-services-and-commerce/medical-liability-medical-malpractice-laws.aspx>

http://truecostofhealthcare.net/malpractice_statistics/

<http://www.npdb.hrsa.gov/resources/npdbstats/npdbStatistics.jsp>