

Oklahoma Medical Malpractice Summary and Statistics

By David Belk MD

Tort Reform Law: 23 §61.2 (2011 Chapter 14). Non-economic damages are capped at \$350,000 in all civil cases seeking compensation for injury unless the case involves wrongful death or the court finds “clear and convincing” evidence that the defendant acted with: gross negligence, reckless disregard for the rights of others, fraudulent intent, and/or with malice or the intent to cause harm.

Effective 2003

Population in 2015: 3,911,338

Number of Licensed Physicians¹ in 2015: 12,491

	2013	2014	2015	Average for 2013-2015
Per Capita ³ Amount Paid Against all Practitioners	\$11.27	\$9.41	\$7.18	\$9.29
State Rank	14	27	33	24
Per Capita ³ Amount Paid Against Physicians (MD/DO) Only	\$10.26	\$8.25	\$6.07	\$8.19
State Rank	14	26	34	23
Paid Claims/100 Physicians		0.94	0.79	
State Rank		9	11	

Table showing the amount paid per capita³ in Oklahoma for medical malpractice claims against all practitioners each year as well as against physicians only. It also shows the number of claims won against physicians per 100 licensed physicians in Oklahoma in 2014 and 2015.

Notes

- 1) MDs and DOs only. Many physicians are licensed in more than one state which is why the total number of physicians in all of the states exceeds the total number of physicians in the US.
- 2) All Practitioners includes MDs, DOs, podiatrists, dentists, nurses, hygienists, pharmacists, pharmacy techs, lab techs, physical therapists, etc...
- 3) Total amount paid in medical malpractice claims in the state that year/ the state's Population

Graphic Summary of Medical Malpractice Incidence and Cost for Oklahoma from 2003-2015

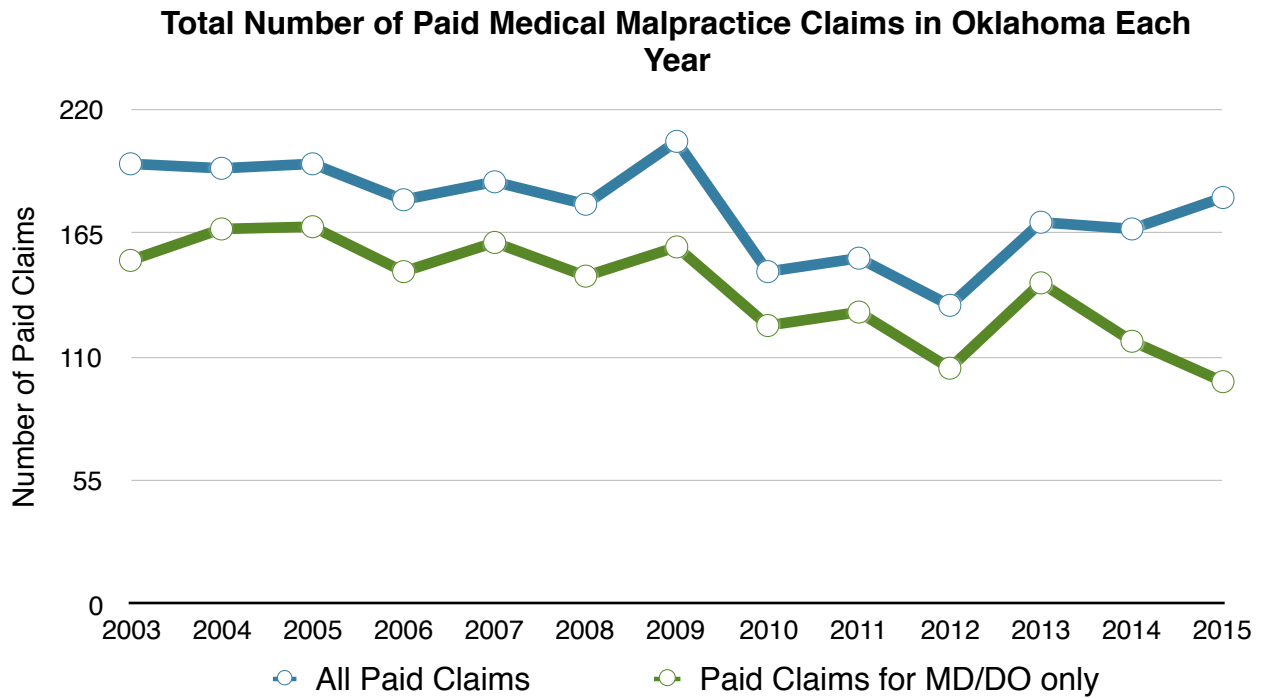


Figure 1: Total number of Paid Medical Malpractice Claims for Oklahoma from 2003-2015 for All Health Care Practitioners Combined as Well as for MD/DOs Only.

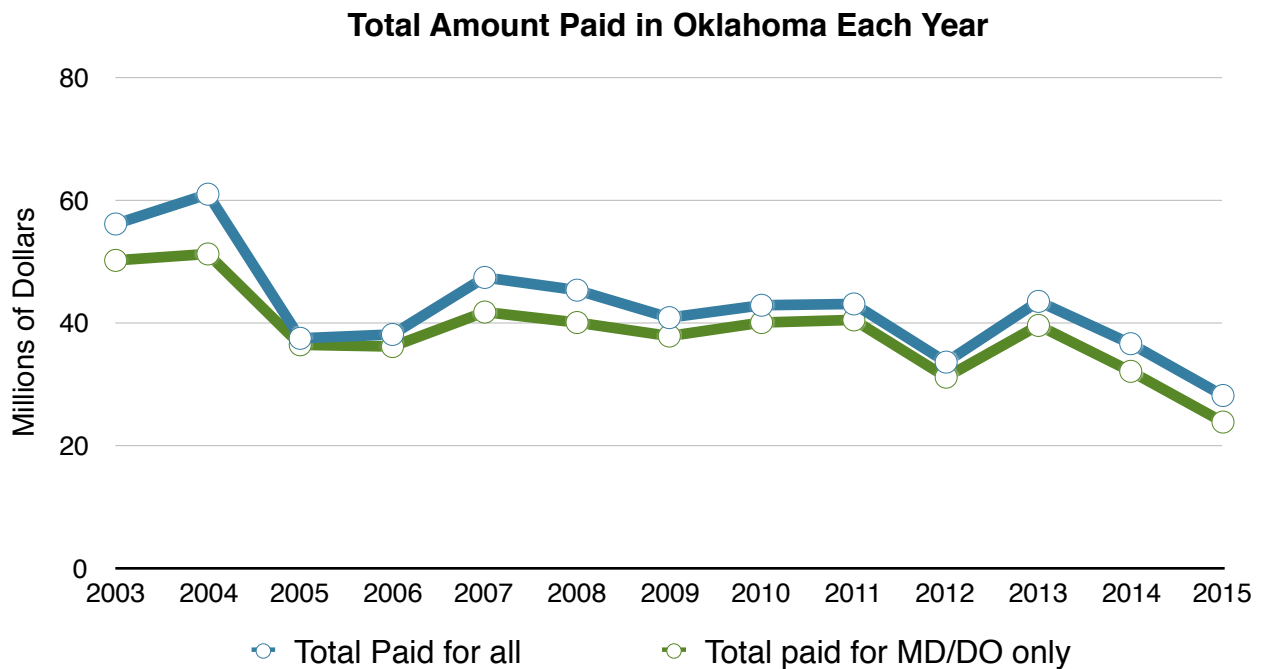


Figure 2: Total Amount Paid for All Medical Malpractice Claims from 2003-2015 for All Health Care Practitioners and MD/DOs Only in Oklahoma.

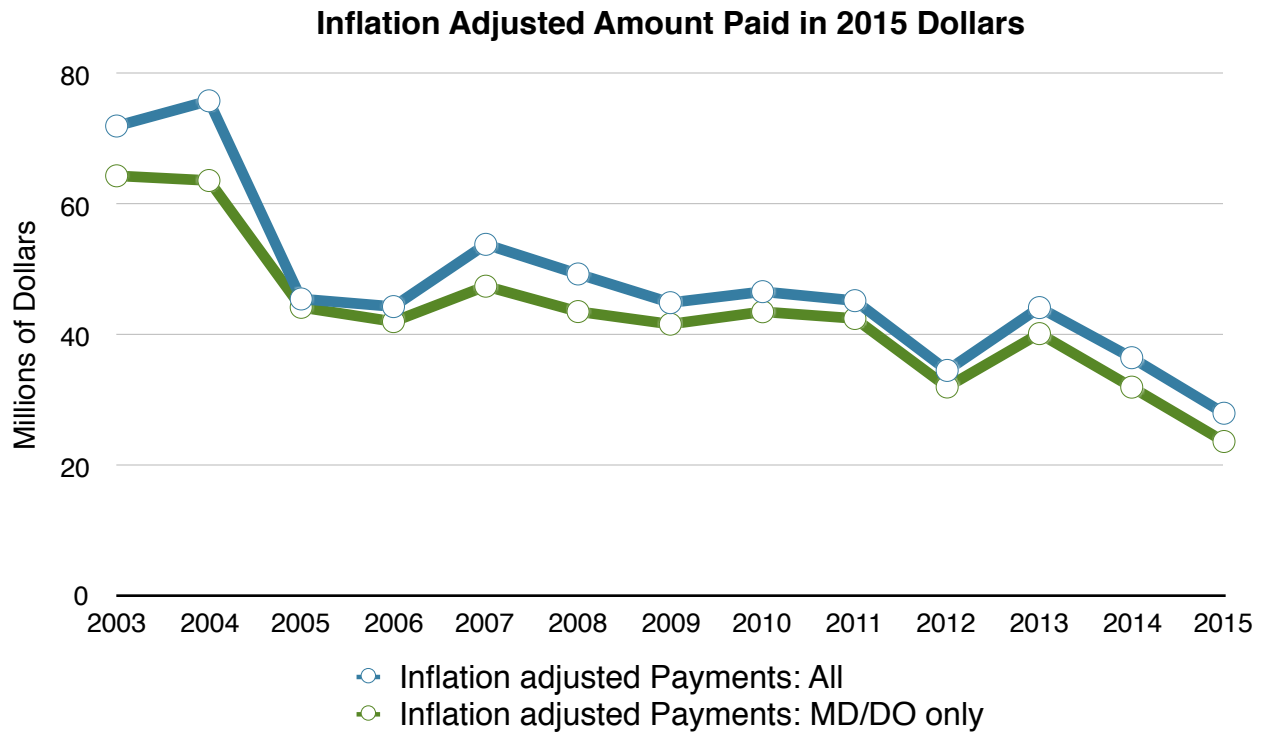


Figure 3: Figure 2 Data When Adjusted for Inflation.

Brief summary: Oklahoma passed a tort reform bill very similar to the one in Ohio in 2003 which caps non-economic damages in medical malpractice cases at \$350,000. Since then, Medical Malpractice costs have fallen in Oklahoma and the average per-capita cost of medical malpractice in that state have been close to the national average in recent years.

Sources

<http://www.alllaw.com/articles/nolo/personal-injury/effect-tort-reform.html>

<http://www.nolo.com/legal-encyclopedia/state-state-medical-malpractice-damages-caps.html>

<http://www.ncsl.org/research/financial-services-and-commerce/medical-liability-medical-malpractice-laws.aspx>

http://truecostofhealthcare.net/malpractice_statistics/

<http://www.npdb.hrsa.gov/resources/npdbstats/npdbStatistics.jsp>

<http://www.atra.org/issues/noneconomic-damages-reform>