

Oregon Medical Malpractice Summary and Statistics

By David Belk MD

Tort Reform Law: Limits on noneconomic damages (§31.710) declared unconstitutional except a \$500,000 cap for wrongful death.

Population in 2015: 4,028,977

Number of Licensed Physicians¹ in 2015: 14,092

	2013	2014	2015	Average for 2013-2015
Per Capita ³ Amount Paid Against all Practitioners	\$7.65	\$11.61	\$9.27	\$9.51
State Rank	30	18	25	22
Per Capita ³ Amount Paid Against Physicians (MD/DO) Only	\$6.69	\$9.92	\$7.93	\$8.18
State Rank	28	21	26	24
Paid Claims/100 Physicians		0.29	0.59	
State Rank		27	19	

Table showing the amount paid per capita³ in Oregon for medical malpractice claims against all practitioners each year as well as against physicians only. It also shows the number of claims won against physicians per 100 licensed physicians in Oregon in 2014 and 2015.

Notes

- 1) MDs and DOs only. Many physicians are licensed in more than one state which is why the total number of physicians in all of the states exceeds the total number of physicians in the US.
- 2) All Practitioners includes MDs, DOs, podiatrists, dentists, nurses, hygienists, pharmacists, pharmacy techs, lab techs, physical therapists, etc...
- 3) Total amount paid in medical malpractice claims in the state that year/ the state's Population

Graphic Summary of Medical Malpractice Incidence and Cost for Oregon from 2003-2015

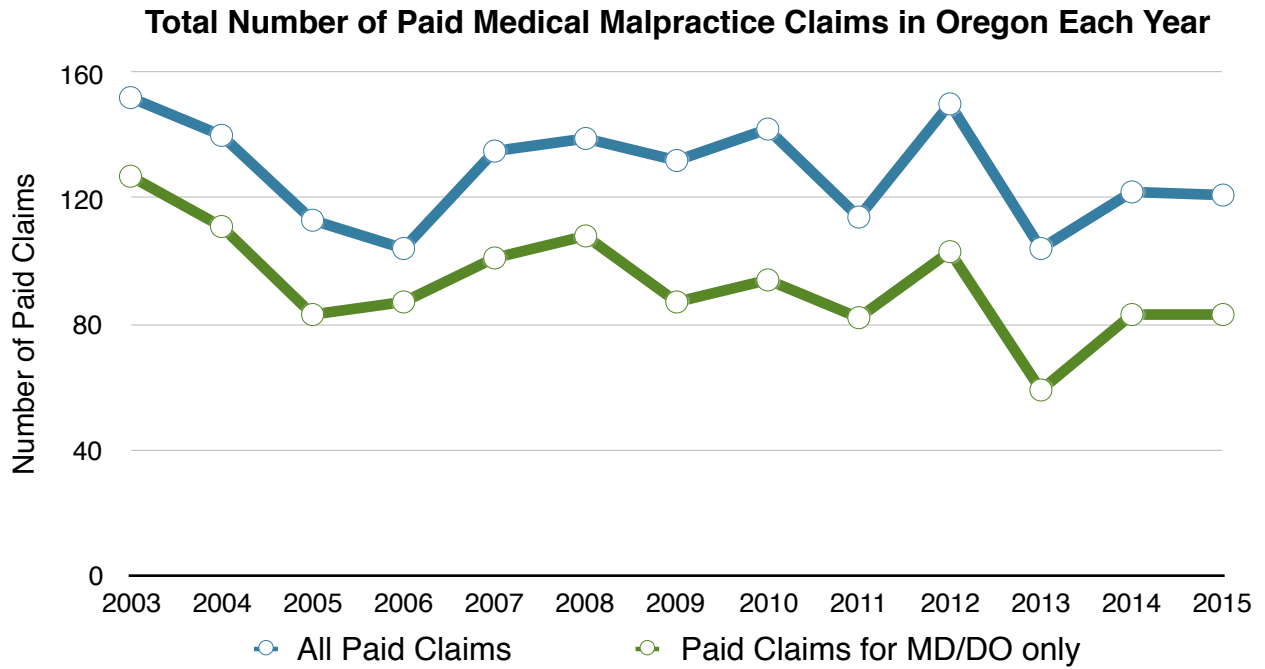


Figure 1: Total number of Paid Medical Malpractice Claims for Oregon from 2003-2015 for All Health Care Practitioners Combined as Well as for MD/DOs Only.

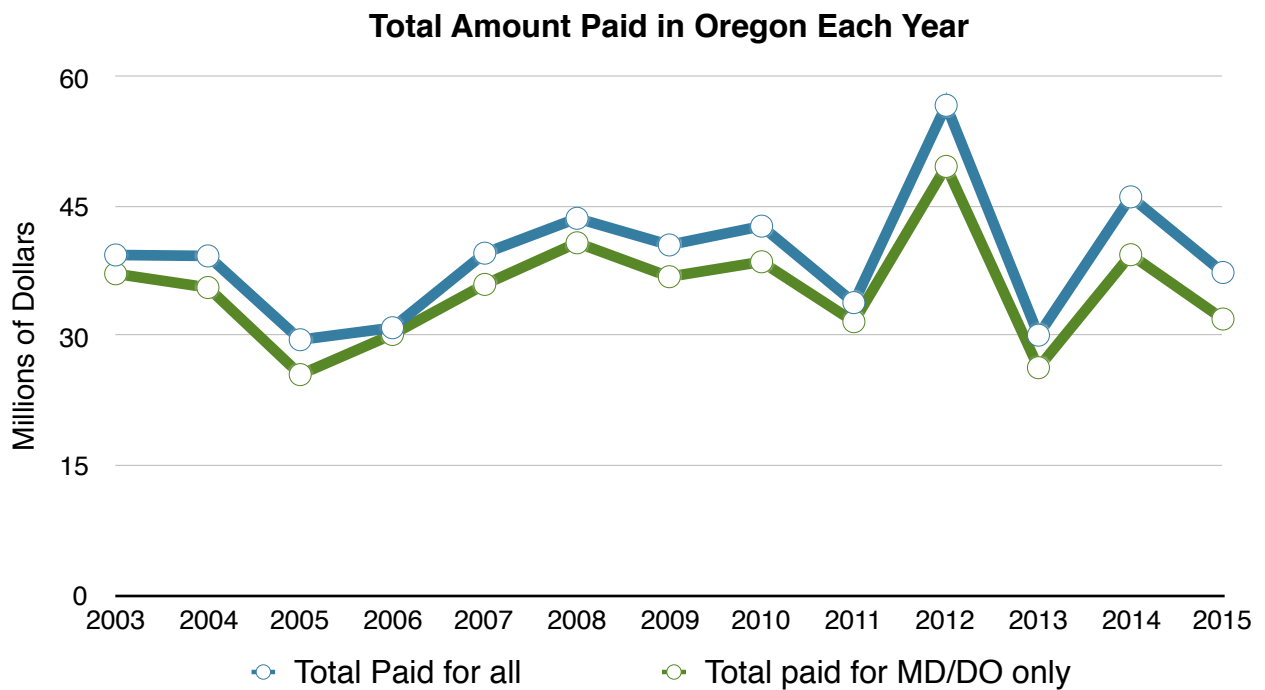


Figure 2: Total Amount Paid for All Medical Malpractice Claims from 2003-2015 for All Health Care Practitioners and MD/DOs Only in Oregon.

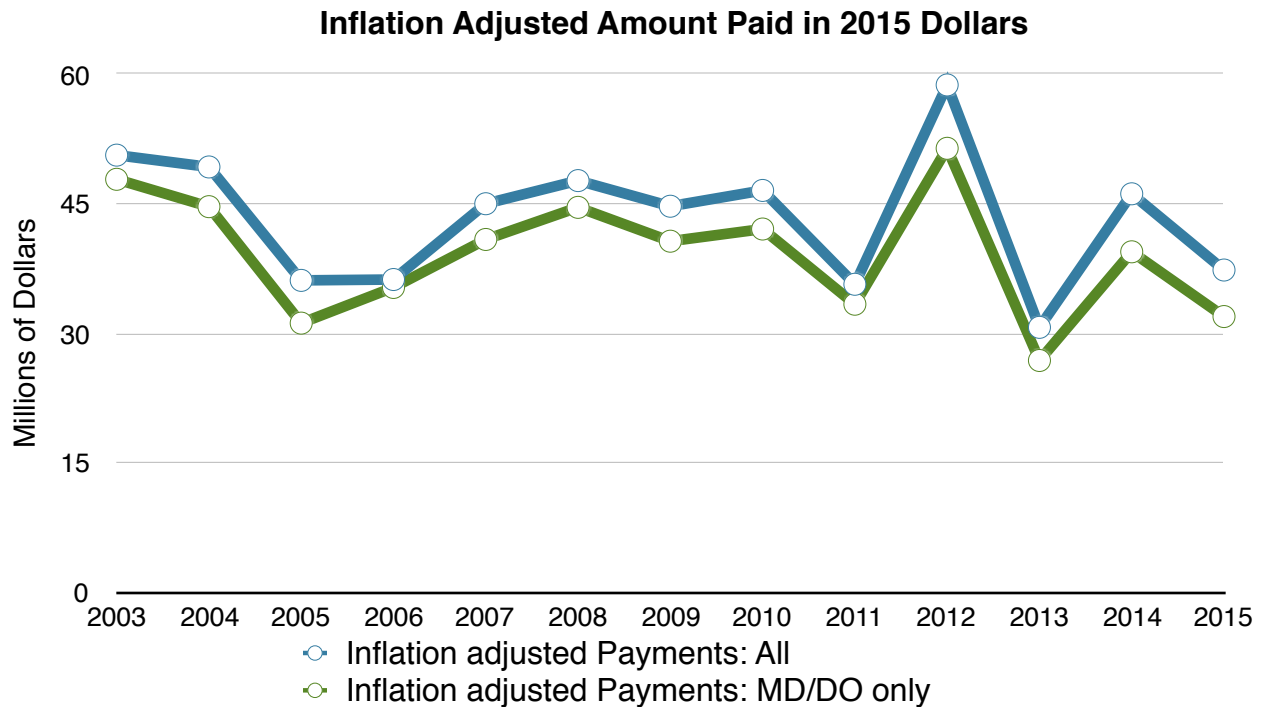


Figure 3: Figure 2 Data When Adjusted for Inflation.

Brief summary: Oregon has a very limited tort reform law addressing medical malpractice that caps non-economic damages at \$500,000 for cases of wrongful death only. The law is similar to Maine’s law and, like in Maine, it’s had no real effect on medical malpractice costs in that state. The incidence and cost of medical malpractice cases in Oregon have remained rather constant over the last decade and have been close to the national average in recent years.

Sources

<http://www.alllaw.com/articles/nolo/personal-injury/effect-tort-reform.html>

<http://www.nolo.com/legal-encyclopedia/state-state-medical-malpractice-damages-caps.html>

<http://www.ncsl.org/research/financial-services-and-commerce/medical-liability-medical-malpractice-laws.aspx>

http://truecostofhealthcare.net/malpractice_statistics/

<http://www.npdb.hrsa.gov/resources/npdbstats/npdbStatistics.jsp>