

South Carolina Medical Malpractice Summary and Statistics

By David Belk MD

Tort Reform Law: §15-32-220. Punitive damages capped at \$350,000 or 3x compensatory damages. Non-economic: \$350,000 per facility against each provider adjusted annually for inflation. Total claim with multiple providers capped at \$1,050,000. Effective 2005

Population in 2015: 4,896,146

Number of Licensed Physicians¹ in 2015: 17,442

	2013	2014	2015	Average for 2013-2015
Per Capita ³ Amount Paid Against all Practitioners	\$9.33	\$8.43	\$6.17	\$7.98
State Rank	22	33	39	31
Per Capita ³ Amount Paid Against Physicians (MD/DO) Only	\$6.90	\$6.82	\$5.19	\$6.31
State Rank	23	35	40	32
Paid Claims/100 Physicians		0.66	0.52	
State Rank		20	27	

Table showing the amount paid per capita³ in South Carolina for medical malpractice claims against all practitioners each year as well as against physicians only. It also shows the number of claims won against physicians per 100 licensed physicians in South Carolina in 2014 and 2015.

Notes

- 1) MDs and DOs only. Many physicians are licensed in more than one state which is why the total number of physicians in all of the states exceeds the total number of physicians in the US.
- 2) All Practitioners includes MDs, DOs, podiatrists, dentists, nurses, hygienists, pharmacists, pharmacy techs, lab techs, physical therapists, etc...
- 3) Total amount paid in medical malpractice claims in the state that year/ the state's Population

Graphic Summary of Medical Malpractice Incidence and Cost for South Carolina from 2003-2015

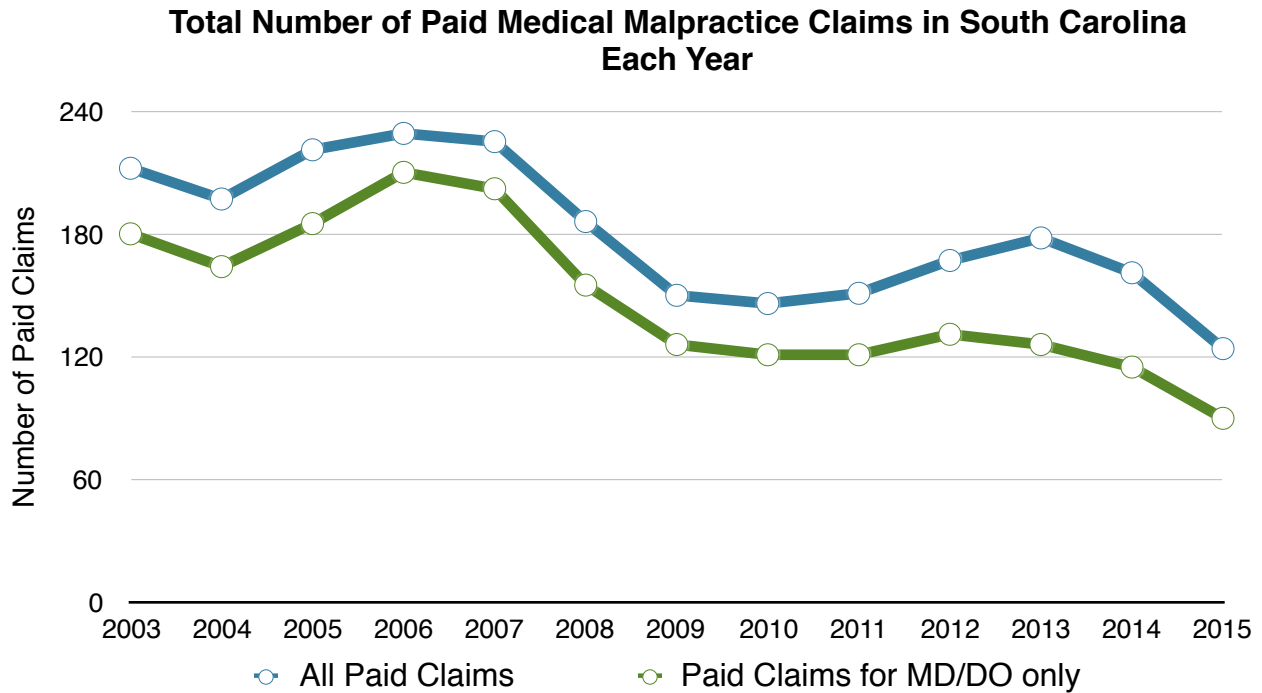


Figure 1: Total number of Paid Medical Malpractice Claims for South Carolina from 2003-2015 for All Health Care Practitioners Combined as Well as for MD/DOs Only.

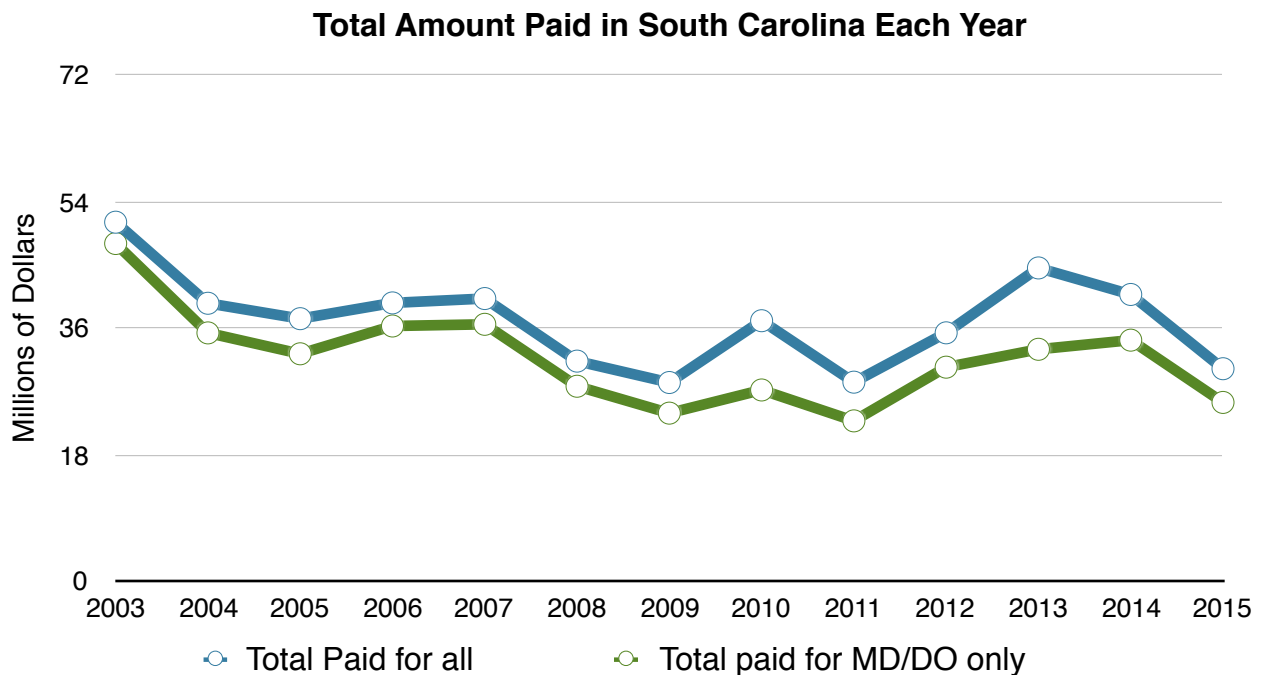


Figure 2: Total Amount Paid for All Medical Malpractice Claims from 2003-2015 for All Health Care Practitioners and MD/DOs Only in South Carolina.

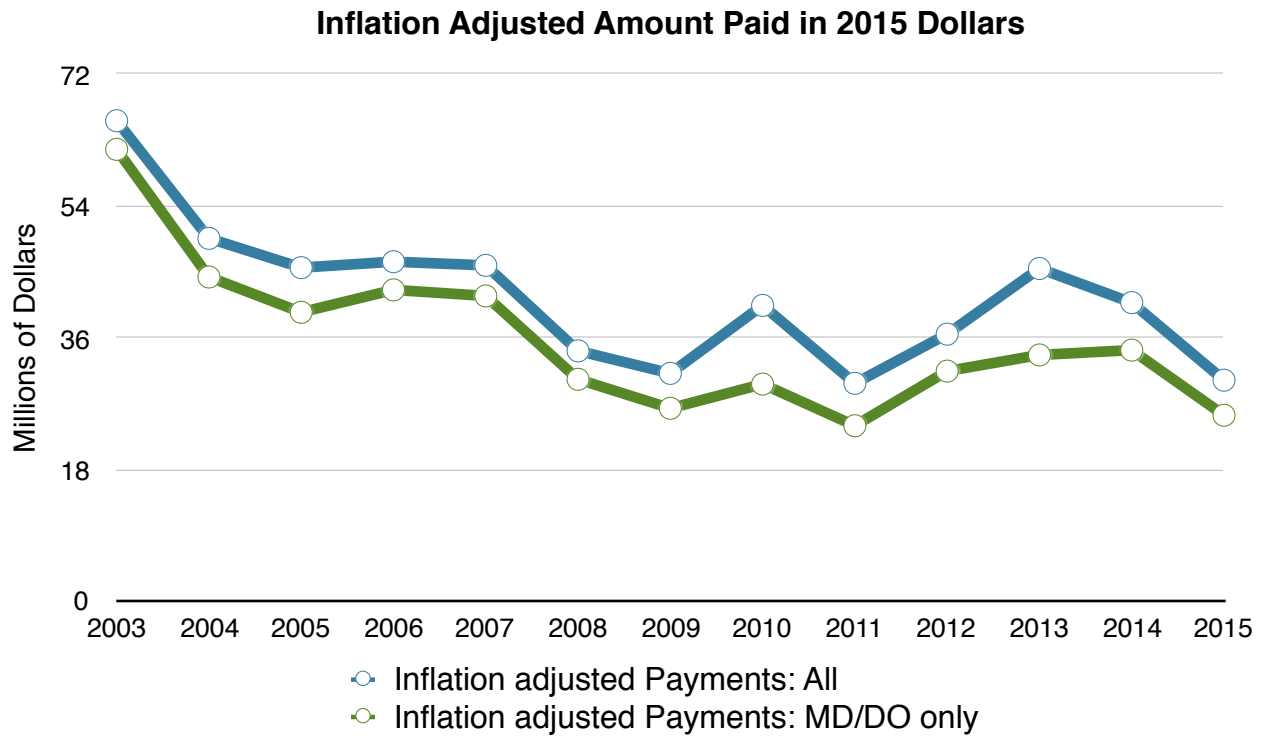


Figure 3: Figure 2 Data When Adjusted for Inflation.

Brief summary: South Carolina Passed a tort reform bill in 2005 that, among other things, caps non-economic damages in medical malpractice awards. Since then, malpractice costs in that state as well as the number of paid claims have gone down somewhat, but it's unclear how much of that drop is due to this law.

Sources

<http://www.alllaw.com/articles/nolo/personal-injury/effect-tort-reform.html>

<http://www.nolo.com/legal-encyclopedia/state-state-medical-malpractice-damages-caps.html>

<http://www.ncsl.org/research/financial-services-and-commerce/medical-liability-medical-malpractice-laws.aspx>

http://truecostofhealthcare.net/malpractice_statistics/

<http://www.npdb.hrsa.gov/resources/npdbstats/npdbStatistics.jsp>

<http://www.atra.org/issues/noneconomic-damages-reform>