

South Dakota Medical Malpractice Summary and Statistics

By David Belk MD

Tort Reform Law: §21-3-11. Non-economic damage cap of \$500,000.

Effective 1976

Population in 2015: 858,469

Number of Licensed Physicians¹ in 2015: 3,607

	2013	2014	2015	Average for 2013-2015
Per Capita ³ Amount Paid Against all Practitioners	\$7.39	\$23.78	\$12.13	\$14.13
State Rank	31	6	17	12
Per Capita ³ Amount Paid Against Physicians (MD/DO) Only	\$6.47	\$22.60	\$11.04	\$13.37
State Rank	29	4	15	12
Paid Claims/100 Physicians		0.72	0.64	
State Rank		13	17	

Table showing the amount paid per capita³ in South Dakota for medical malpractice claims against all practitioners each year as well as against physicians only. It also shows the number of claims won against physicians per 100 licensed physicians in South Dakota in 2014 and 2015.

Notes

- 1) MDs and DOs only. Many physicians are licensed in more than one state which is why the total number of physicians in all of the states exceeds the total number of physicians in the US.
- 2) All Practitioners includes MDs, DOs, podiatrists, dentists, nurses, hygienists, pharmacists, pharmacy techs, lab techs, physical therapists, etc...
- 3) Total amount paid in medical malpractice claims in the state that year/ the state's Population

Graphic Summary of Medical Malpractice Incidence and Cost for South Dakota from 2003-2015

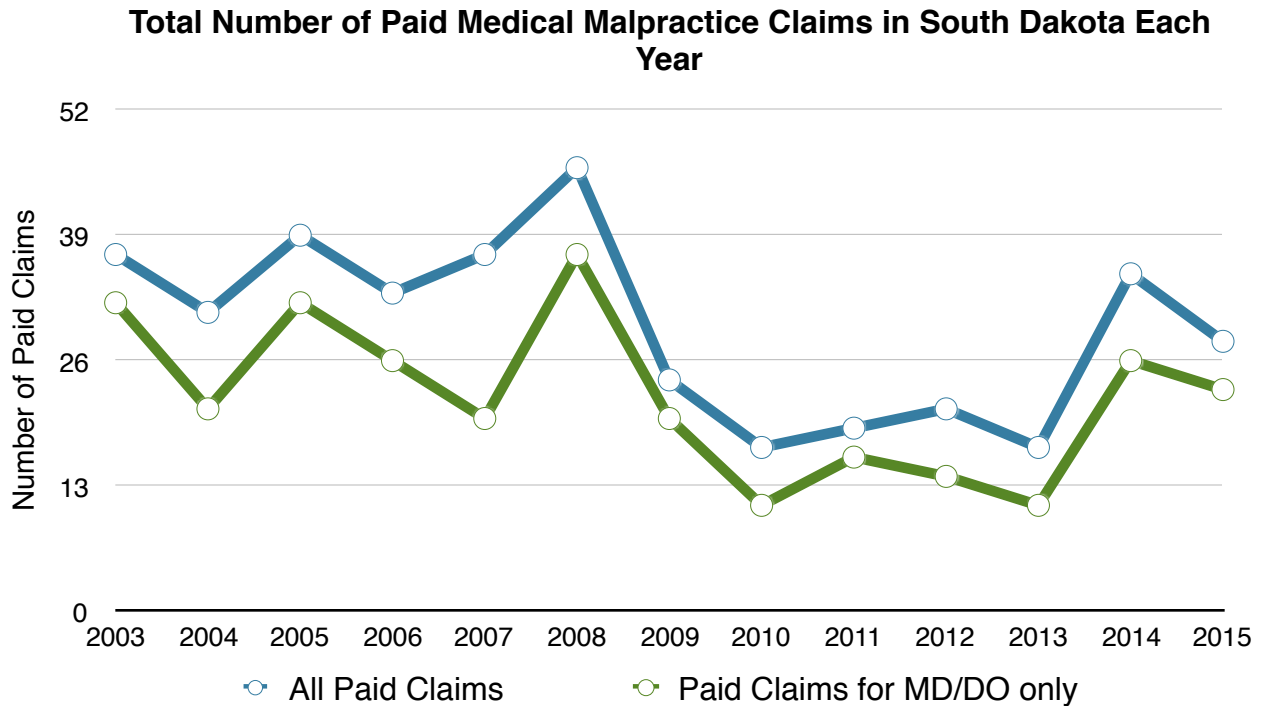


Figure 1: Total number of Paid Medical Malpractice Claims for South Dakota from 2003-2015 for All Health Care Practitioners Combined as Well as for MD/DOs Only.

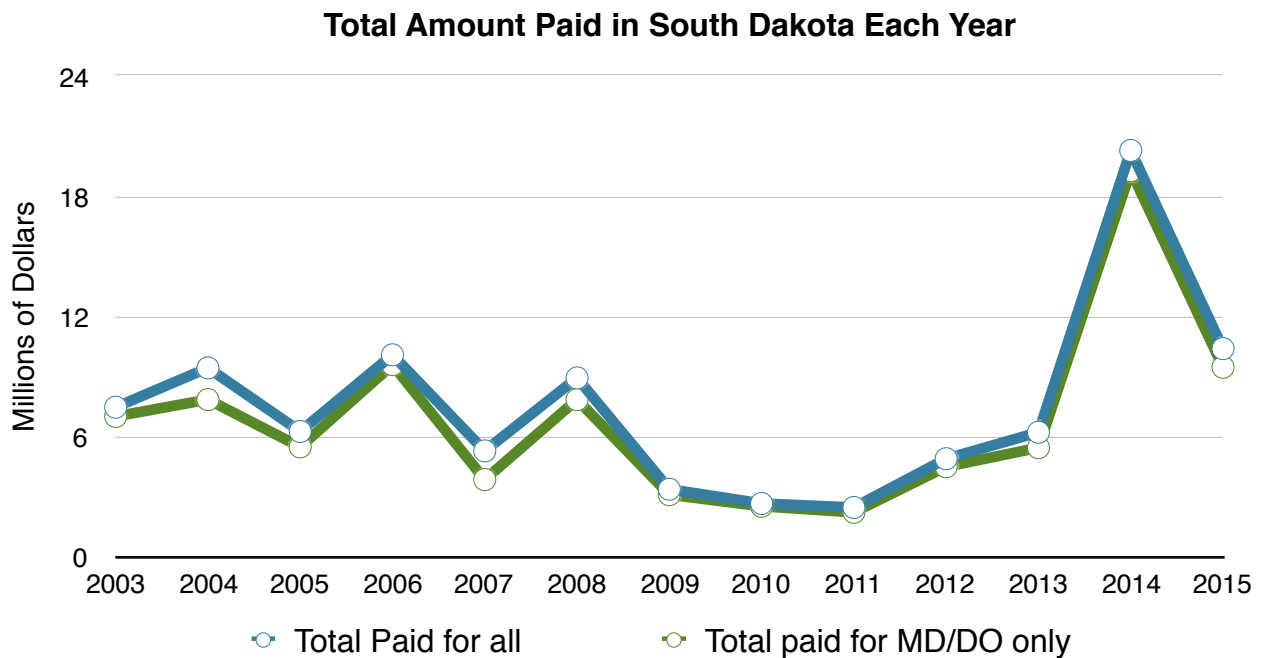


Figure 2: Total Amount Paid for All Medical Malpractice Claims from 2003-2015 for All Health Care Practitioners and MD/DOs Only in South Dakota.

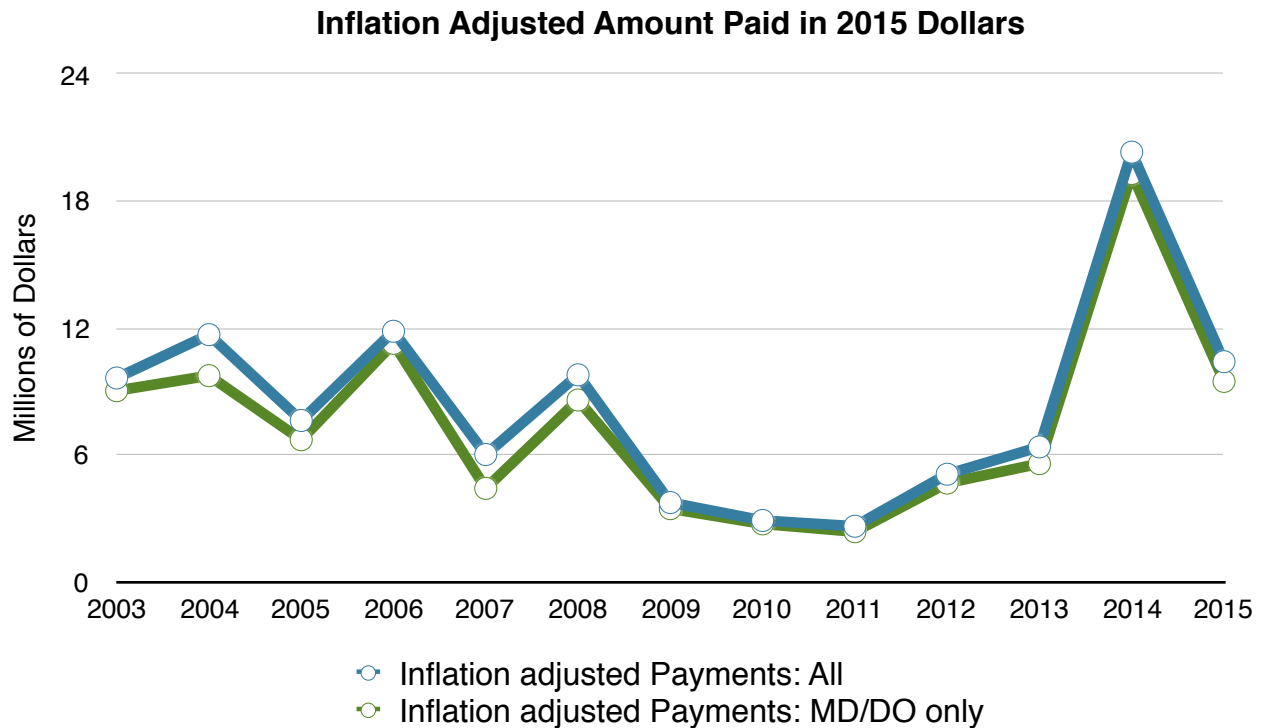


Figure 3: Figure 2 Data When Adjusted for Inflation.

Brief summary: South Dakota provides proof that damage caps for medical malpractice provide no guarantee that there won't be huge awards in certain cases. From 2003-2013, the cost of medical malpractice in South Dakota was generally pretty low. In 2014, two really expensive cases that awarded over \$10 million in total damages shot South Dakota's per capita costs up to 3rd in the nation.

Sources

<http://www.alllaw.com/articles/nolo/personal-injury/effect-tort-reform.html>

<http://www.nolo.com/legal-encyclopedia/state-state-medical-malpractice-damages-caps.html>

<http://www.ncsl.org/research/financial-services-and-commerce/medical-liability-medical-malpractice-laws.aspx>

http://truecostofhealthcare.net/malpractice_statistics/

<http://www.npdb.hrsa.gov/resources/npdbstats/npdbStatistics.jsp>

<http://www.atra.org/issues/noneconomic-damages-reform>