

Tennessee Medical Malpractice Summary and Statistics

By David Belk MD

Tort Reform Law: §29-39-101 et seq. (2011 Public Chapter 510). Non-economic damages are capped at \$750,000 per claim. That limit also captures related claims made by the injured patient's family members. The cap will increase to \$1 million for non-economic damages where the defendant's medical malpractice causes "catastrophic" injury, such as paralysis, amputation of multiple limbs, and certain instances of wrongful death.
Effective 2012

Population in 2015: 6,600,299

	2013	2014	2015	Average for 2013-2015
Per Capita ³ Amount Paid Against all Practitioners	\$5.92	\$7.30	\$7.12	\$6.78
State Rank	44	38	34	37
Per Capita ³ Amount Paid Against Physicians (MD/DO) Only	\$4.12	\$6.31	\$6.04	\$5.49
State Rank	44	37	35	41
Paid Claims/100 Physicians		0.56	0.45	
State Rank		31	33	

Table showing the amount paid per capita³ in Tennessee for medical malpractice claims against all practitioners each year as well as against physicians only. It also shows the number of claims won against physicians per 100 licensed physicians in Tennessee in 2014 and 2015.

Notes

- 1) MDs and DOs only. Many physicians are licensed in more than one state which is why the total number of physicians in all of the states exceeds the total number of physicians in the US.
- 2) All Practitioners includes MDs, DOs, podiatrists, dentists, nurses, hygienists, pharmacists, pharmacy techs, lab techs, physical therapists, etc...
- 3) Total amount paid in medical malpractice claims in the state that year/ the state's Population

Graphic Summary of Medical Malpractice Incidence and Cost for Tennessee from 2003-2015

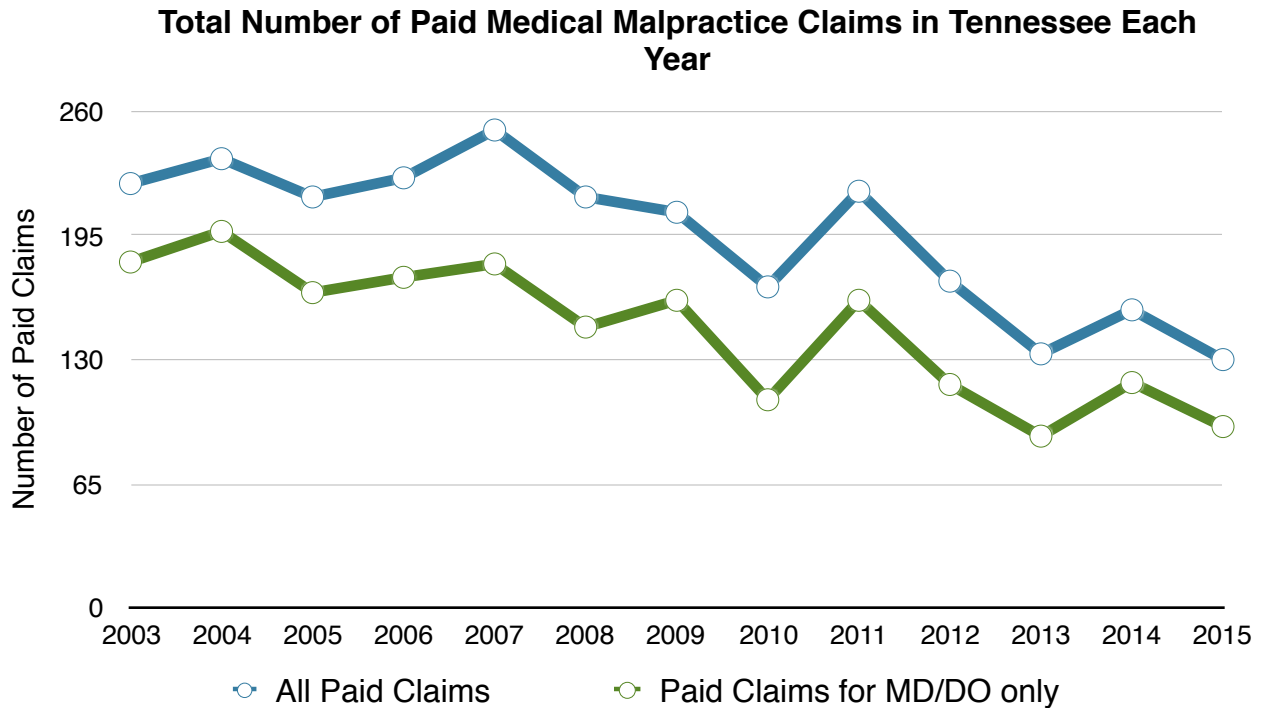


Figure 1: Total number of Paid Medical Malpractice Claims for Tennessee from 2003-2015 for All Health Care Practitioners Combined as Well as for MD/DOs Only.

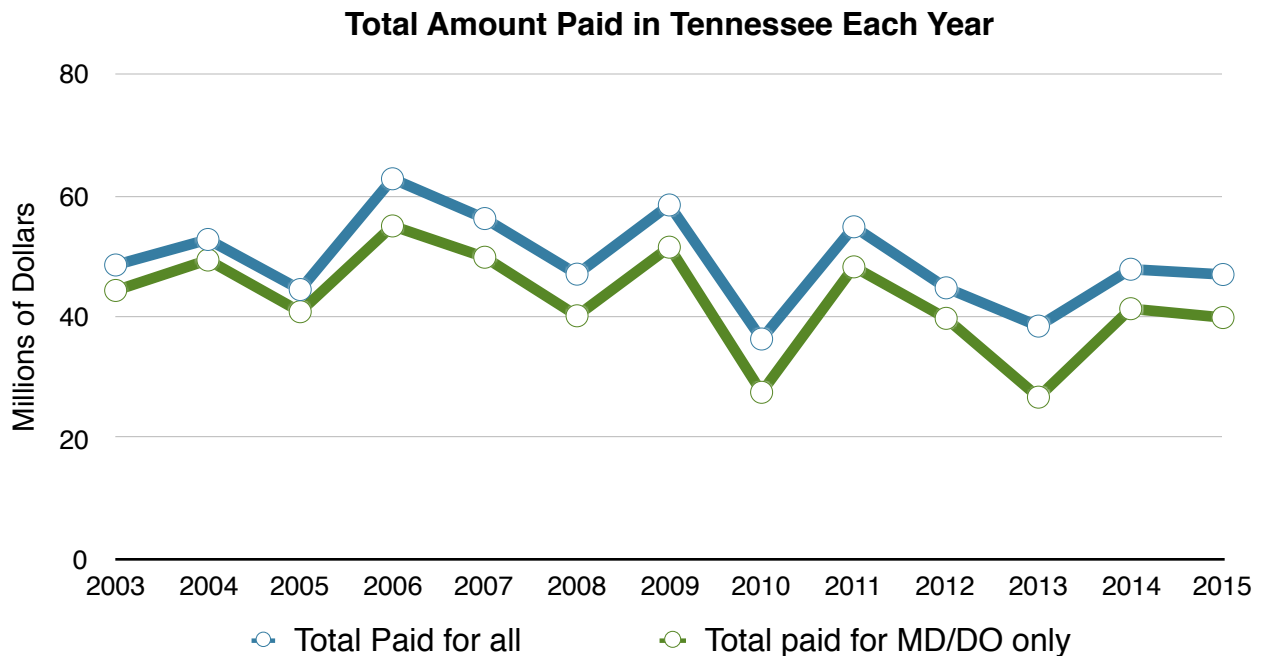


Figure 2: Total Amount Paid for All Medical Malpractice Claims from 2003-2015 for All Health Care Practitioners and MD/DOs Only in Tennessee.

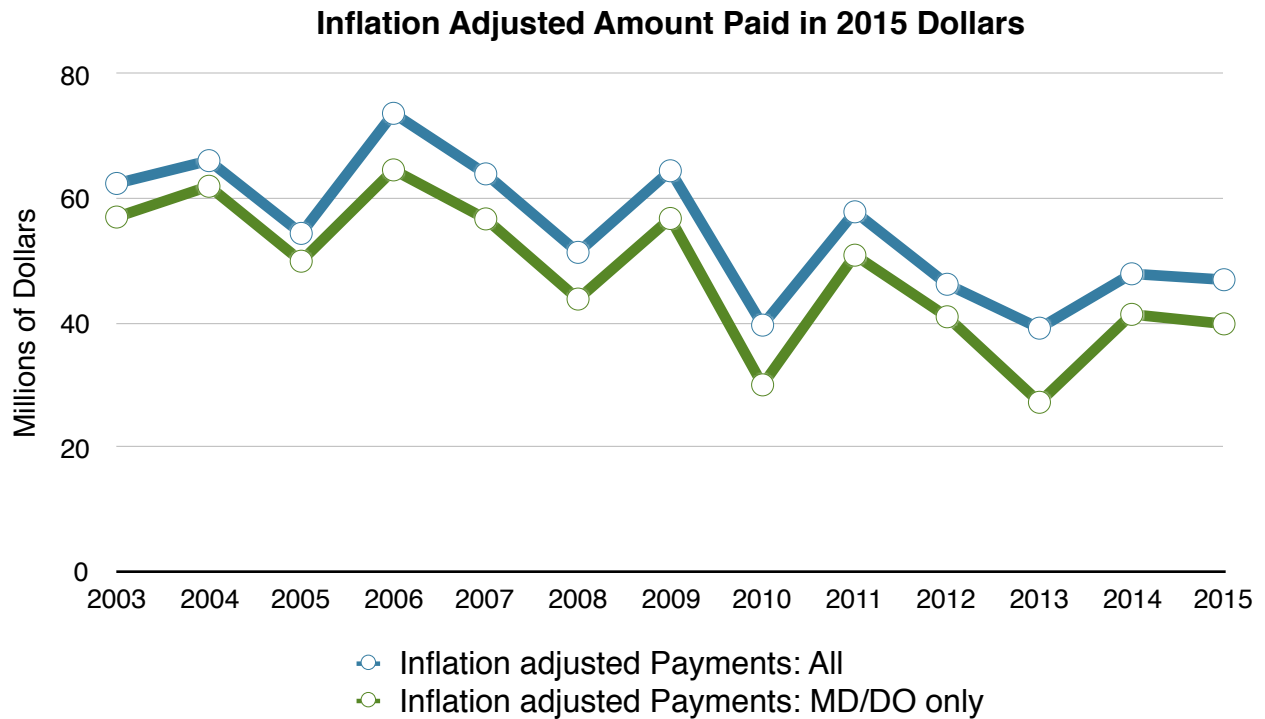


Figure 3: Figure 2 Data When Adjusted for Inflation.

Brief summary: The cost of medical malpractice in Tennessee has been well below the national average for more than a decade. In spite of this, Tennessee passed a tort reform bill aimed at controlling these costs in 2011. Since this bill was passed not much has changed. The cost of medical malpractice is still pretty low in Tennessee.

Sources

<http://www.alllaw.com/articles/nolo/personal-injury/effect-tort-reform.html>

<http://www.nolo.com/legal-encyclopedia/state-state-medical-malpractice-damages-caps.html>

<http://www.ncsl.org/research/financial-services-and-commerce/medical-liability-medical-malpractice-laws.aspx>

http://truecostofhealthcare.net/malpractice_statistics/

<http://www.npdb.hrsa.gov/resources/npdbstats/npdbStatistics.jsp>

<http://www.atra.org/issues/noneconomic-damages-reform>