

Texas Medical Malpractice Summary and Statistics

Tort Reform Law: Civil Practice & Remedies §74.301. Non-economic damages: \$250,000 cap for physicians or providers. An additional \$250,000 against each health care institution.
Effective 2003

Population in 2014: 26,956,958

Number of Licensed Physicians¹ in 2014: 72,601

Number of Paid Medical Malpractice claims per 100 physicians in 2014: 0.56

State Rank: 29th

Amount paid for malpractice claims against all practitioners² per capita³ in 2014: \$3.20

State Rank: 49th

Amount paid for malpractice claims against all practitioners per capita in 2013: \$3.46

State Rank: 50th

Amount paid for malpractice claims against Physicians only per capita in 2014: \$2.61

State Rank: 48th

Amount paid for malpractice claims against Physicians only per capita in 2013: \$2.87

State Rank: 51st

Notes

- 1) MDs and DOs only. Many physicians are licensed in more than one State which is why the total number of physicians in all of the States exceeds the total number of physicians in the US.
- 2) All Practitioners includes MDs, DOs, podiatrists, dentists, nurses, hygienists, pharmacists, pharmacy techs, lab techs, physical therapists, etc...
- 3) Total amount paid in medical malpractice claims in the State that year/ the State's Population

Graphic Summary of Medical Malpractice Incidence and Cost for Texas from 2003-2014

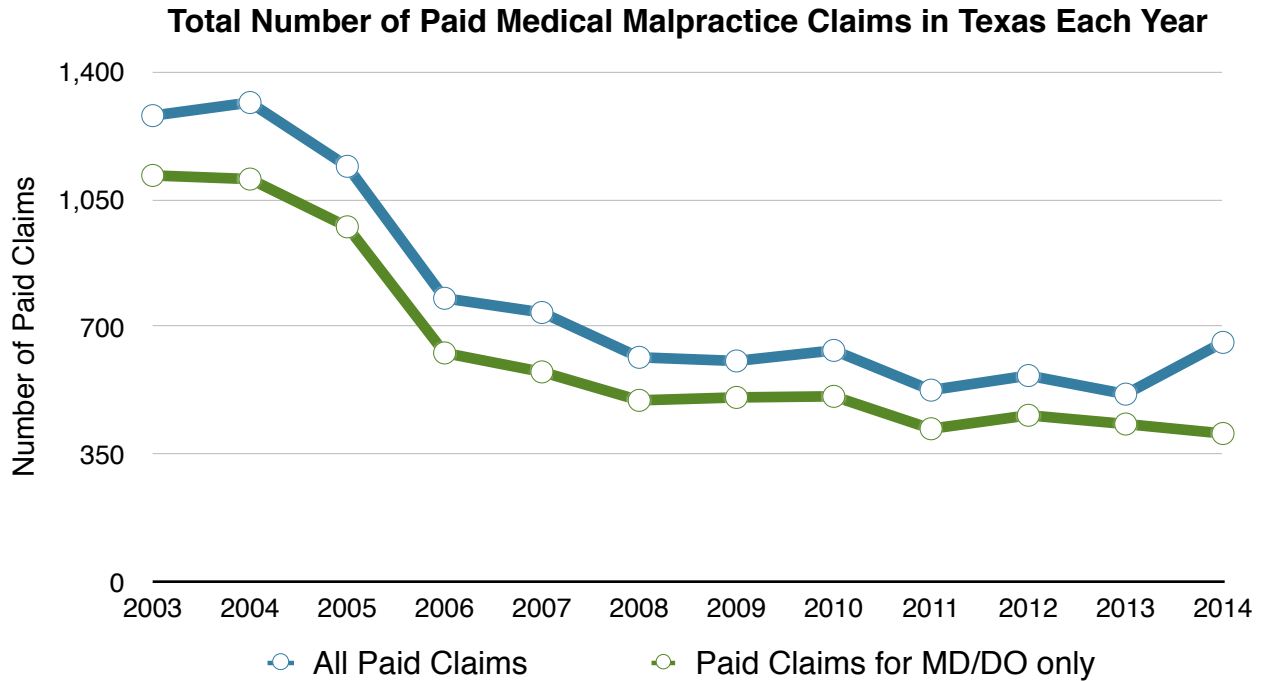


Figure 1: Total number of Paid Medical Malpractice Claims for Texas from 2003-2014 for All Health Care Practitioners Combined as Well as for MD/DOs Only

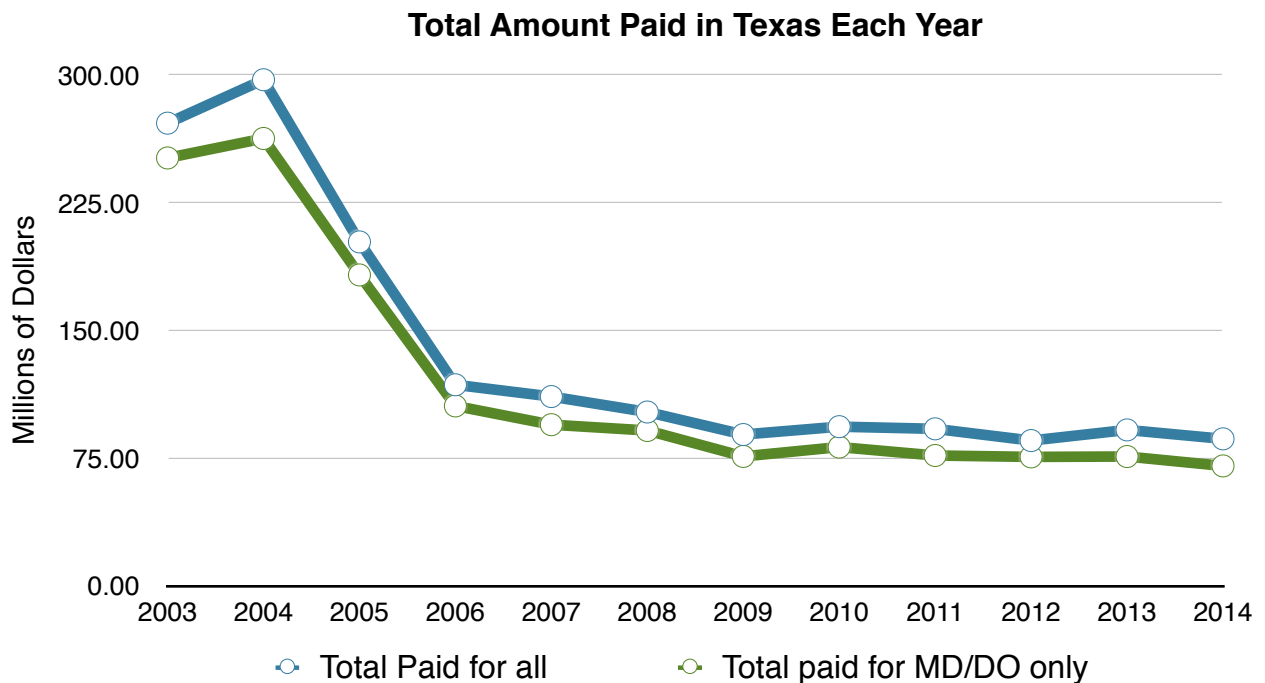


Figure 2: Total Amount Paid for All Medical Malpractice Claims from 2003-2014 for All Health Care Practitioners and MD/DOs Only in Texas.

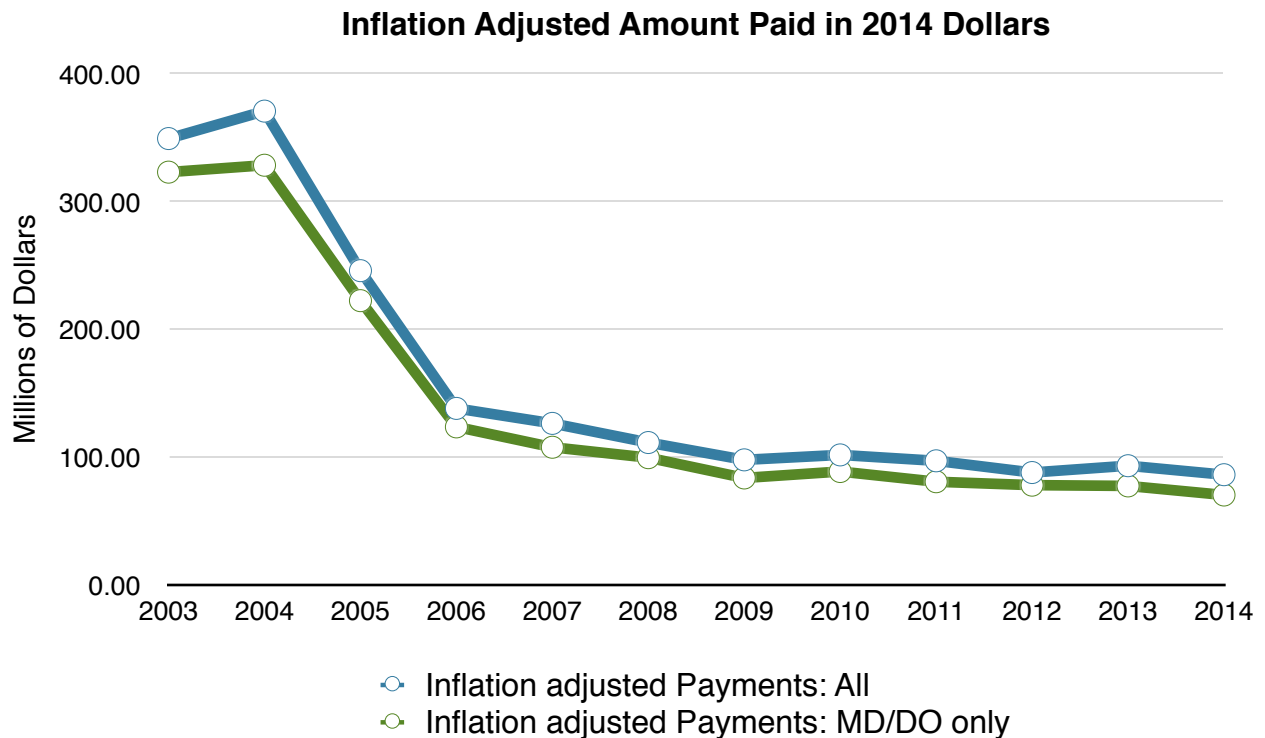


Figure 3: Figure 2 Data When Adjusted for Inflation.

Brief summary: In 2003 Texas passed a tort reform bill that capped non economic damages at \$250,000. Over the next two years paid claims dropped over 50%, malpractice costs dropped over 60% and both have gone down even further in the years since. It would be hard to look at this data and not acknowledge such a dramatic effect. What's not obvious is why this bill has had such a dramatic effect in Texas while other, similar bills in other States haven't.

Sources

<http://www.alllaw.com/articles/nolo/personal-injury/effect-tort-reform.html>

<http://www.nolo.com/legal-encyclopedia/state-state-medical-malpractice-damages-caps.html>

<http://www.ncsl.org/research/financial-services-and-commerce/medical-liability-medical-malpractice-laws.aspx>

http://truecostofhealthcare.net/malpractice_statistics/

<http://www.npdb.hrsa.gov/resources/npdbstats/npdbStatistics.jsp>

<http://www.atra.org/issues/noneconomic-damages-reform>