

# Utah Medical Malpractice Summary and Statistics

By David Belk MD

Tort Reform Law: §78B-3-410. Non-economic damage cap of \$450,000.  
Effective 2001

Population in 2015: 2,995,919

Number of Licensed Physicians<sup>1</sup> in 2015: 9,891

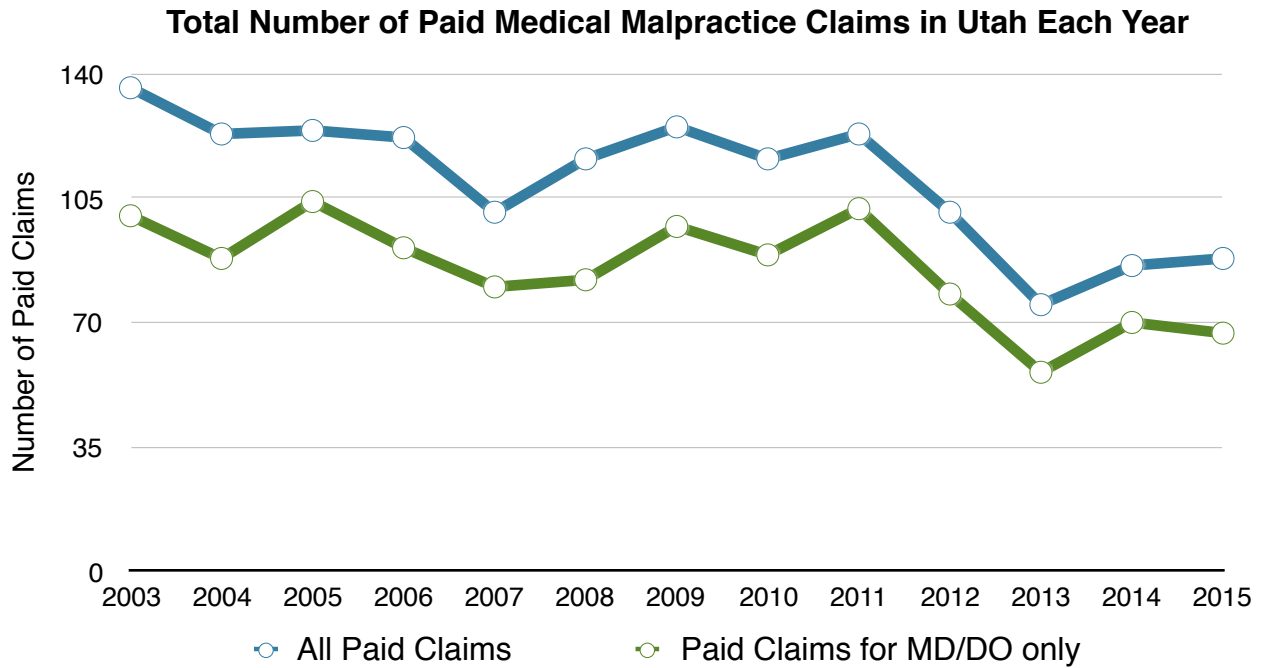
	2013	2014	2015	Average for 2013-2015
Per Capita <sup>3</sup> Amount Paid Against all Practitioners	\$5.99	\$9.30	\$5.03	\$6.78
State Rank	42	28	45	38
Per Capita <sup>3</sup> Amount Paid Against Physicians (MD/DO) Only	\$5.56	\$8.97	\$4.16	\$6.23
State Rank	38	24	44	34
Paid Claims/100 Physicians		0.71	0.68	
State Rank		15	14	

Table showing the amount paid per capita<sup>3</sup> in Utah for medical malpractice claims against all practitioners each year as well as against physicians only. It also shows the number of claims won against physicians per 100 licensed physicians in Utah in 2014 and 2015.

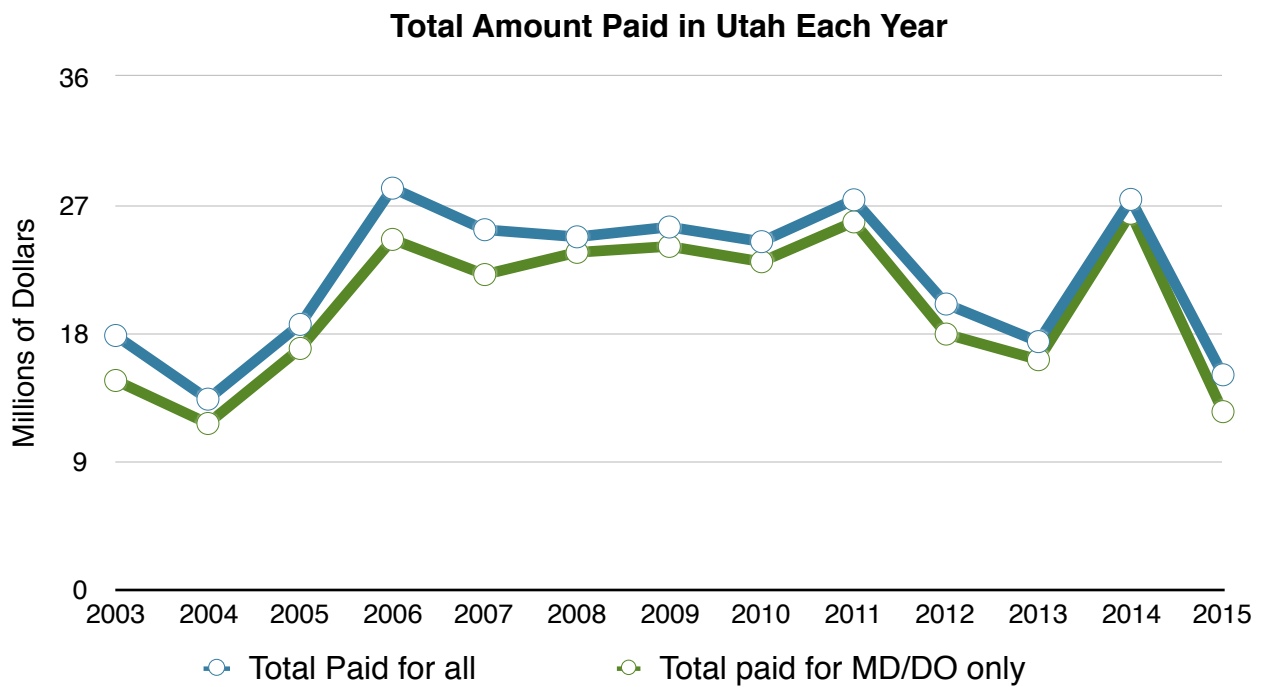
## Notes

- 1) MDs and DOs only. Many physicians are licensed in more than one state which is why the total number of physicians in all of the states exceeds the total number of physicians in the US.
- 2) All Practitioners includes MDs, DOs, podiatrists, dentists, nurses, hygienists, pharmacists, pharmacy techs, lab techs, physical therapists, etc...
- 3) Total amount paid in medical malpractice claims in the state that year/ the state's Population

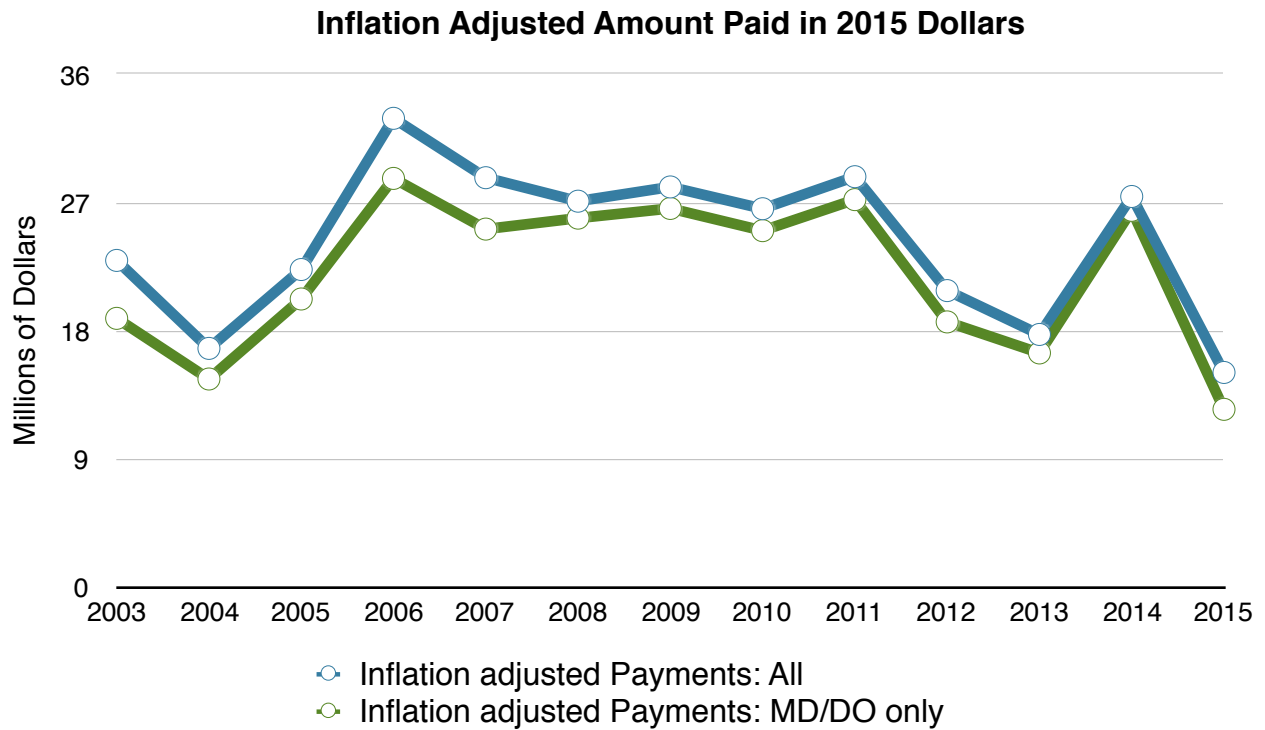
**Graphic Summary of Medical Malpractice Incidence and Cost for Utah from 2003-2015**



**Figure 1:** Total number of Paid Medical Malpractice Claims for Utah from 2003-2015 for All Health Care Practitioners Combined as Well as for MD/DOs Only.



**Figure 2:** Total Amount Paid for All Medical Malpractice Claims from 2003-2015 for All Health Care Practitioners and MD/DOs Only in Utah.



**Figure 3:** Figure 2 Data When Adjusted for Inflation.

Brief summary: Utah has had a non-economic damage cap for medical malpractice cases since 2001. In spite of this cap, per capita malpractice costs in Utah have been around the national average most years when compared to those in other states.

#### Sources

<http://www.alllaw.com/articles/nolo/personal-injury/effect-tort-reform.html>

<http://www.nolo.com/legal-encyclopedia/state-state-medical-malpractice-damages-caps.html>

<http://www.ncsl.org/research/financial-services-and-commerce/medical-liability-medical-malpractice-laws.aspx>

[http://truecostofhealthcare.net/malpractice\\_statistics/](http://truecostofhealthcare.net/malpractice_statistics/)

<http://www.npdb.hrsa.gov/resources/npdbstats/npdbStatistics.jsp>

<http://www.atra.org/issues/noneconomic-damages-reform>