

Wyoming Medical Malpractice Summary and Statistics

By David Belk MD

Tort Reform Law: None, Constitutionally prohibited

Population in 2015: 586,107

Number of Licensed Physicians¹ in 2015: 3,360

	2013	2014	2015	Average for 2013-2015
Per Capita ³ Amount Paid Against all Practitioners	\$7.24	\$11.95	\$13.41	\$10.87
State Rank	32	17	12	18
Per Capita ³ Amount Paid Against Physicians (MD/DO) Only	\$5.20	\$10.53	\$12.64	\$9.46
State Rank	42	18	11	19
Paid Claims/100 Physicians		0.45	0.33	
State Rank		38	41	

Table showing the amount paid per capita³ in Wyoming for medical malpractice claims against all practitioners each year as well as against physicians only. It also shows the number of claims won against physicians per 100 licensed physicians in Wyoming in 2014 and 2015.

Notes

- 1) MDs and DOs only. Many physicians are licensed in more than one state which is why the total number of physicians in all of the states exceeds the total number of physicians in the US.
- 2) All Practitioners includes MDs, DOs, podiatrists, dentists, nurses, hygienists, pharmacists, pharmacy techs, lab techs, physical therapists, etc...
- 3) Total amount paid in medical malpractice claims in the state that year/ the state's Population

Graphic Summary of Medical Malpractice Incidence and Cost for Wyoming from 2003-2015

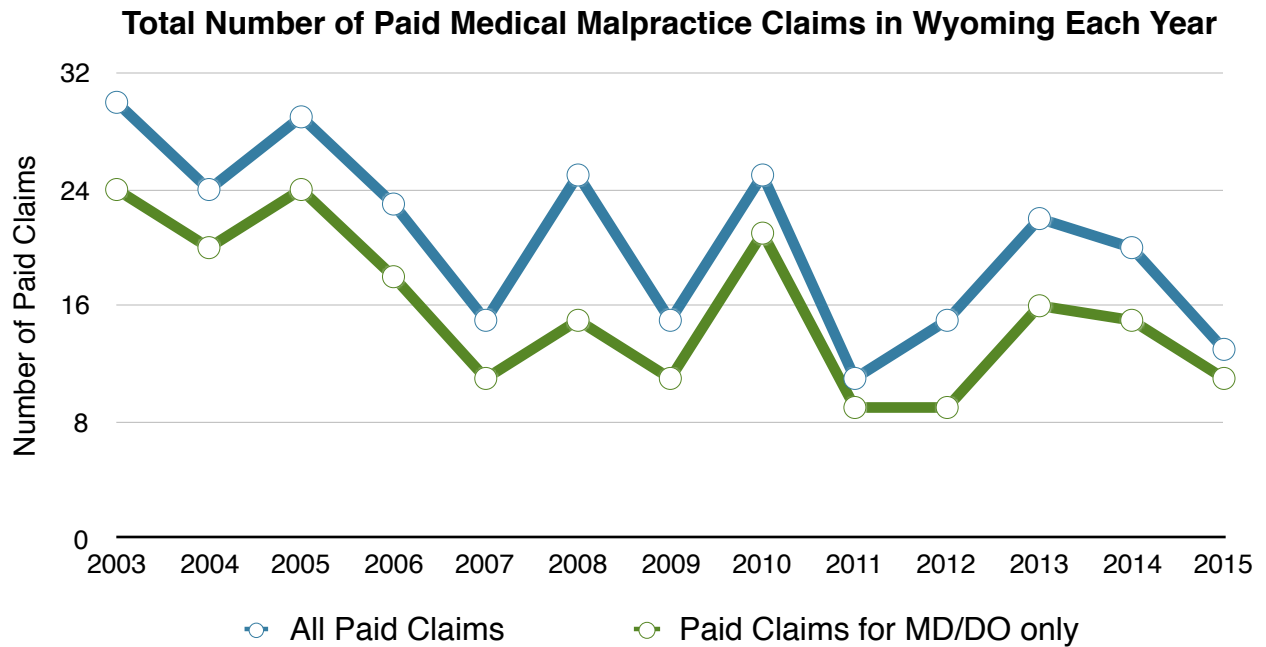


Figure 1: Total number of Paid Medical Malpractice Claims for Wyoming from 2003-2015 for All Health Care Practitioners Combined as Well as for MD/DOs Only.

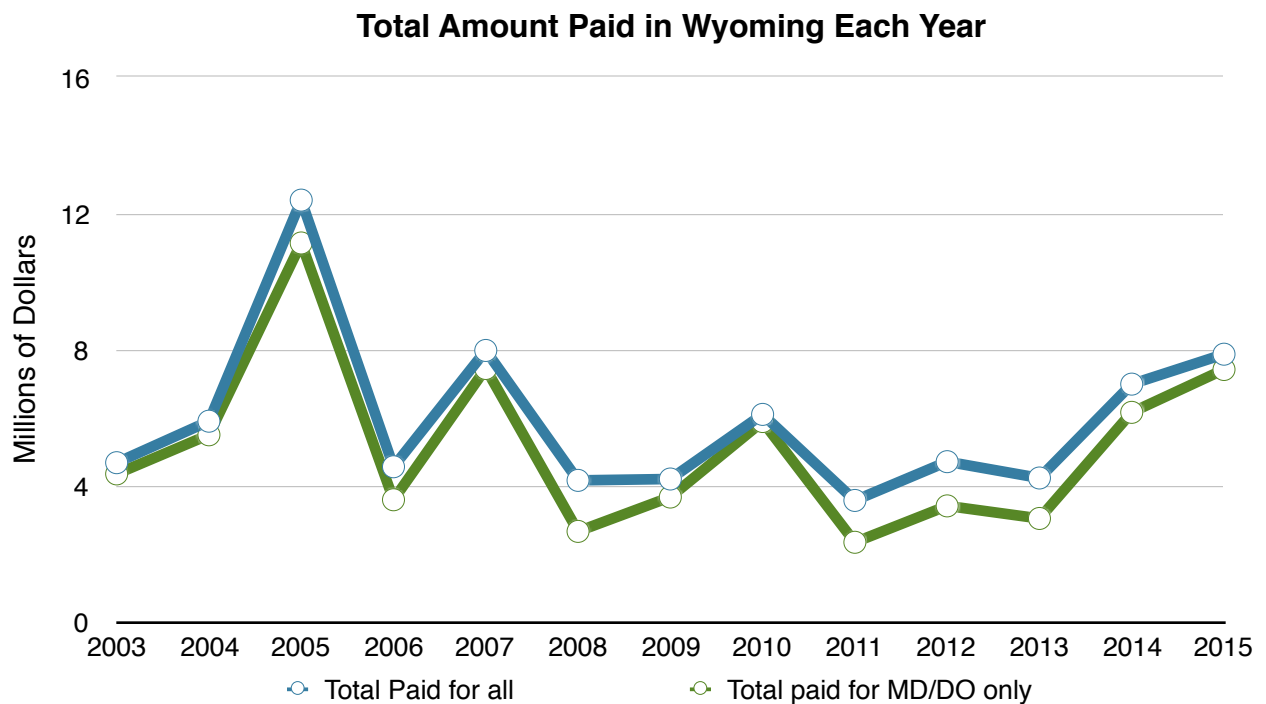


Figure 2: Total Amount Paid for All Medical Malpractice Claims from 2003-2015 for All Health Care Practitioners and MD/DOs Only in Wyoming.

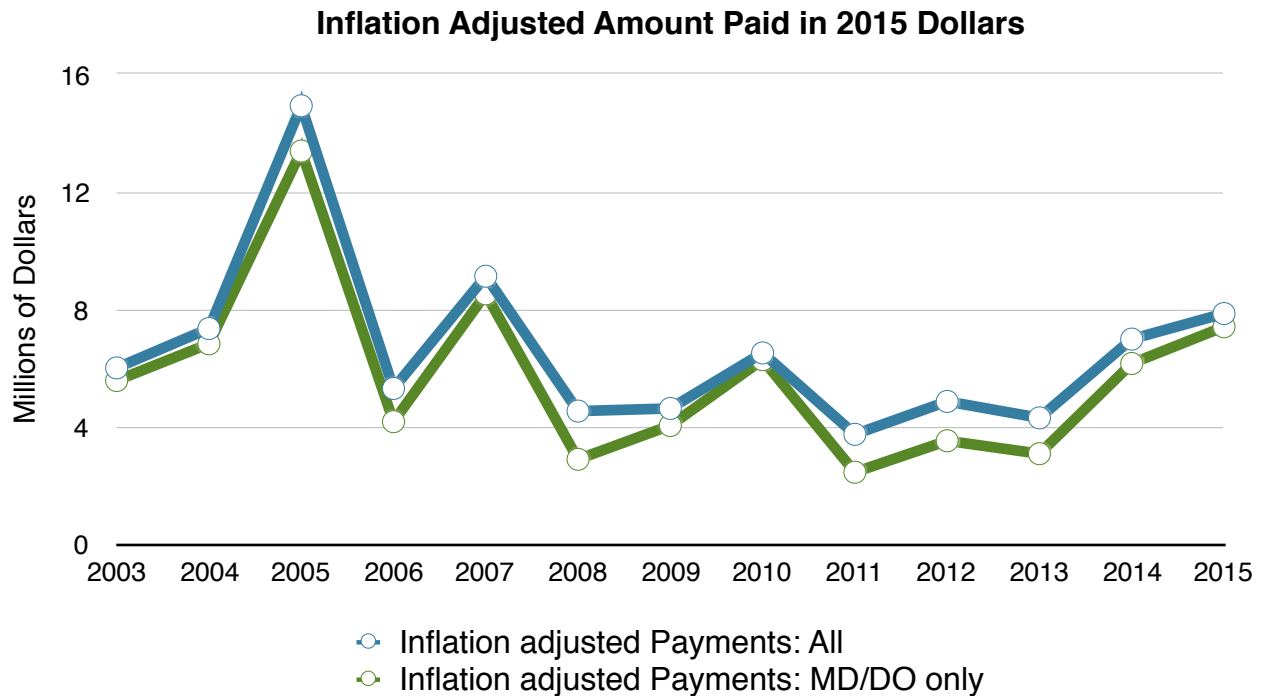


Figure 3: Figure 2 Data When Adjusted for Inflation.

Brief summary: Wyoming has no tort reform law aimed at lowering medical malpractice costs. The per capita cost of medical malpractice has remained close to the national average most years.

Sources

<http://www.alllaw.com/articles/nolo/personal-injury/effect-tort-reform.html>

<http://www.nolo.com/legal-encyclopedia/state-state-medical-malpractice-damages-caps.html>

<http://www.ncsl.org/research/financial-services-and-commerce/medical-liability-medical-malpractice-laws.aspx>

http://truecostofhealthcare.net/malpractice_statistics/

<http://www.npdb.hrsa.gov/resources/npdbstats/npdbStatistics.jsp>

<http://www.atra.org/issues/noneconomic-damages-reform>