

# Maine Medical Malpractice Summary and Statistics

By David Belk MD

Tort Reform Law: Maine Revised Statutes Title 18A section 2-804. Non-economic cap of \$500,000 for wrongful death only.  
Effective 2009

	2012-2016 Average	State Rank
Annual Per Capita <sup>1</sup> Malpractice costs: All Providers <sup>2</sup>	\$13.90	12
Annual Per Capita Malpractice costs: MD/DO only	\$12.69	12
Annual Claims per 1 Million Residents	35.68	18
Annual Claims per 100 Practicing Physicians	0.86	28

Table showing the average amount paid per capita<sup>1</sup> each year in Maine from 2012-2016 for medical malpractice claims against all practitioners as well as against physicians (MD and DO's) only. It also shows the number of paid claims per million residents and per 100 practicing physicians in Maine those years.

Brief summary: In 2009 Maine enacted a very weak tort reform bill that capped non-economic losses for wrongful deaths only. Since then, medical malpractice costs in Maine had gone against the national trend by actually going up. They dropped a bit in 2015 and 2016 but, in 2017, went back up again. Maine's medical malpractice costs have been well above the national average for most of the last decade. It's curious why Maine would have bothered with this law since it's clearly had no real effect whatsoever.

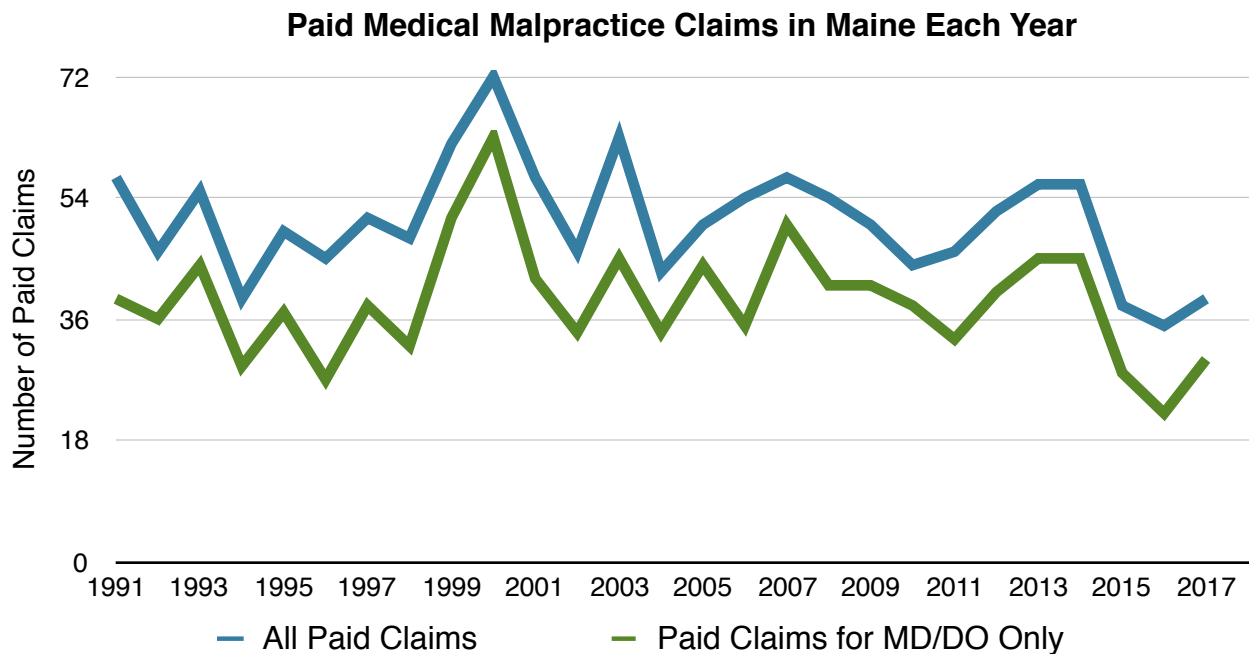
## Notes

- 1) Total amount paid in medical malpractice claims in the state each year/ the state's Population.
- 2) All practitioners includes physicians, podiatrists, dentists, nurses, hygienists, pharmacists, pharmacy techs, lab techs, physical therapists, etc...

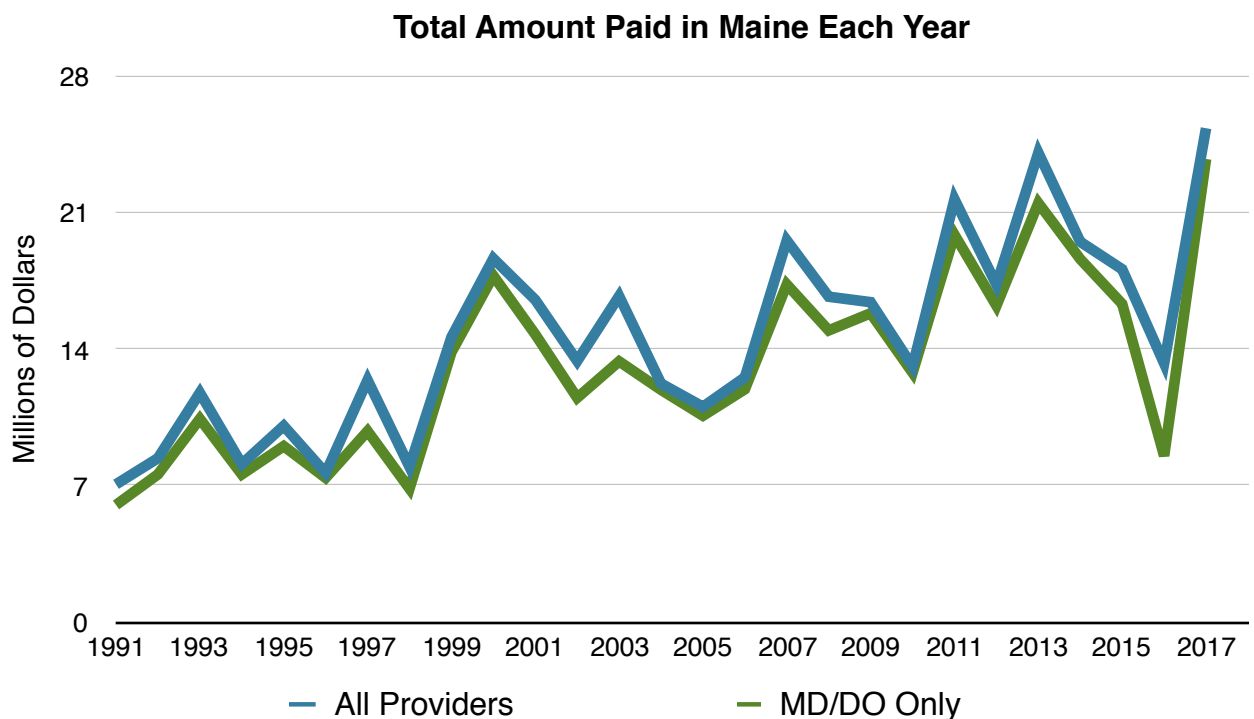
## Sources

<http://www.alllaw.com/articles/nolo/personal-injury/effect-tort-reform.html>  
<http://www.nolo.com/legal-encyclopedia/state-state-medical-malpractice-damages-caps.html>  
<http://www.ncsl.org/research/financial-services-and-commerce/medical-liability-medical-malpractice-laws.aspx>  
[http://truecostofhealthcare.net/malpractice\\_statistics/](http://truecostofhealthcare.net/malpractice_statistics/)  
<https://www.npdb.hrsa.gov/analysisistool/>  
<http://www.atra.org/issues/noneconomic-damages-reform>

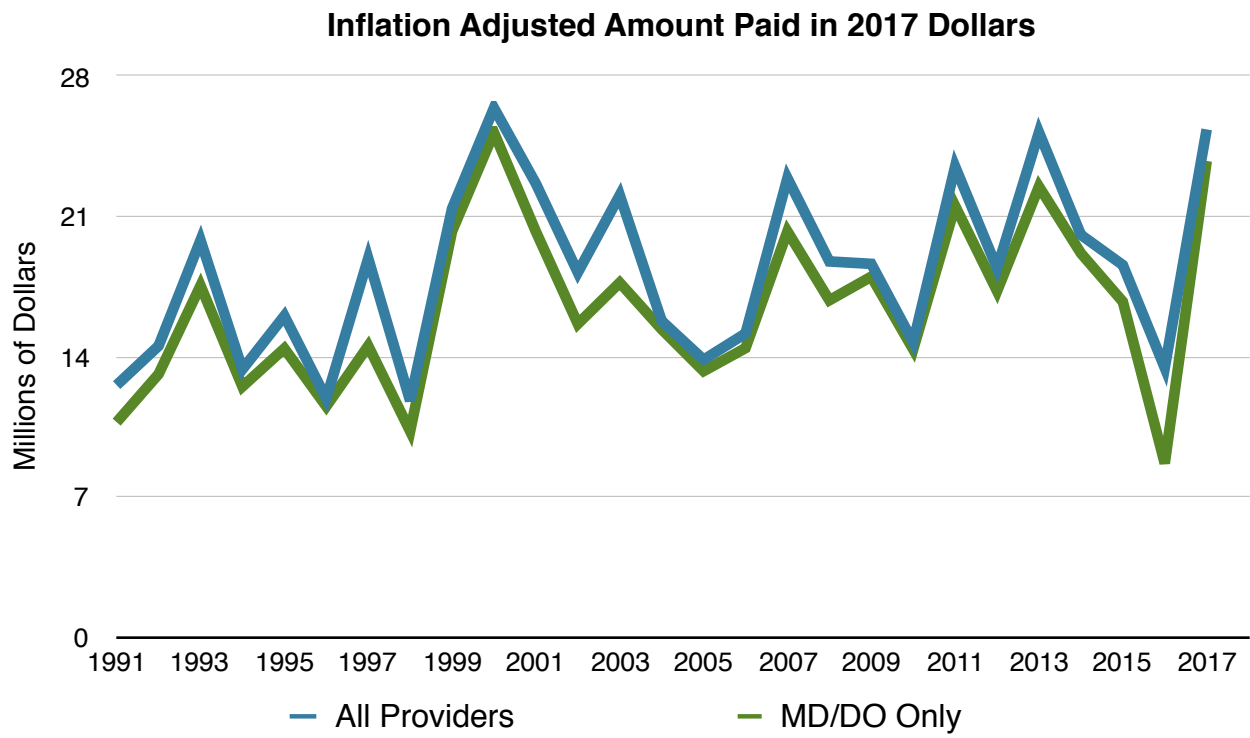
**Maine Summary of Medical Malpractice Incidence and Cost for Maine from 1991-2017**



**Figure 1:** Total number of paid medical malpractice claims for Maine from 1991-2017 for all health care practitioners combined as well as for MD/DOs only.



**Figure 2:** Total amount paid for all medical malpractice claims from 1991-2017 for all health care practitioners and MD/DOs only in Maine.



**Figure 3:** Figure 2 data when adjusted for inflation.