

# New Hampshire Medical Malpractice Summary and Statistics

By David Belk MD

Tort Reform Law: None

	2012-2016 Average	State Rank
Annual Per Capita <sup>1</sup> Malpractice costs: All Providers <sup>2</sup>	\$19.99	6
Annual Per Capita Malpractice costs: MD/DO only	\$17.37	7
Annual Claims per 1 Million Residents	39.78	15
Annual Claims per 100 Practicing Physicians	0.92	22

Table showing the average amount paid per capita<sup>1</sup> each year in New Hampshire from 2012-2016 for medical malpractice claims against all practitioners as well as against physicians (MD and DO's) only. It also shows the number of paid claims per million residents and per 100 practicing physicians in New Hampshire those years.

Brief summary: As with most of the Northeastern states, medical malpractice costs are quite high in New Hampshire. Why malpractice costs are so high in the Northeast when compared to the rest of the U.S. is unclear to me.

## Notes

- 1) Total amount paid in medical malpractice claims in the state each year/ the state's Population.
- 2) All practitioners includes physicians, podiatrists, dentists, nurses, hygienists, pharmacists, pharmacy techs, lab techs, physical therapists, etc...

## Sources

<http://www.alllaw.com/articles/nolo/personal-injury/effect-tort-reform.html>

<http://www.nolo.com/legal-encyclopedia/state-state-medical-malpractice-damages-caps.html>

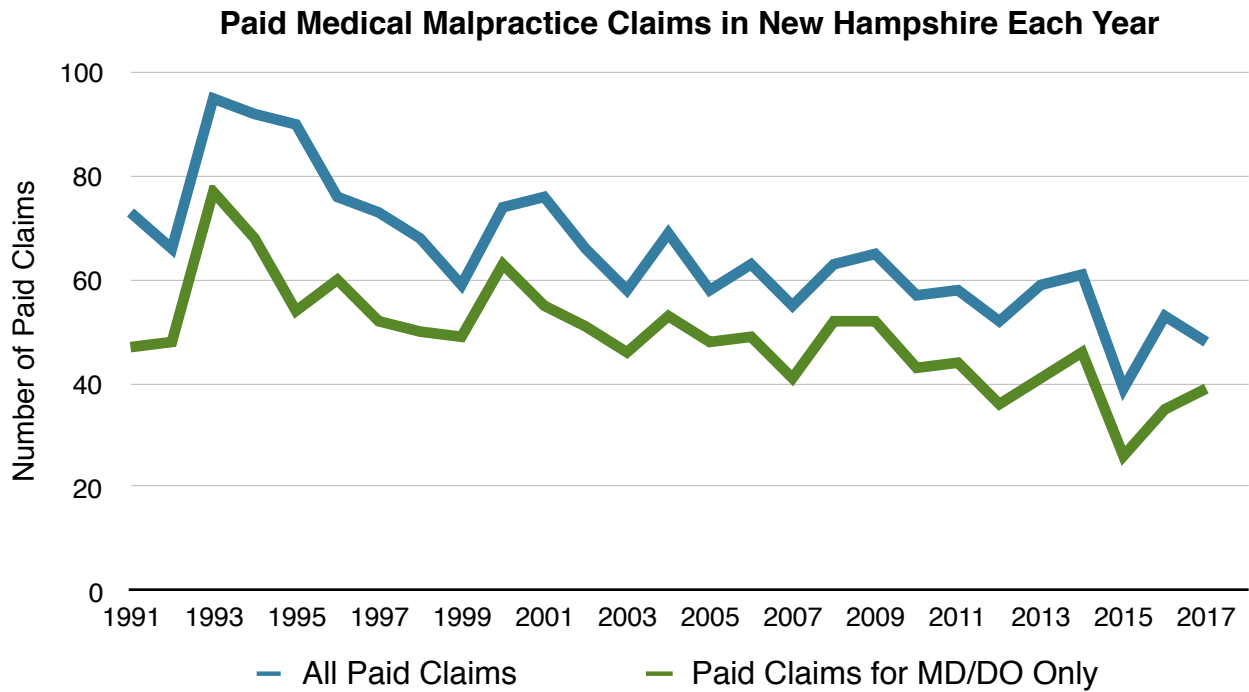
<http://www.ncsl.org/research/financial-services-and-commerce/medical-liability-medical-malpractice-laws.aspx>

[http://truecostofhealthcare.net/malpractice\\_statistics/](http://truecostofhealthcare.net/malpractice_statistics/)

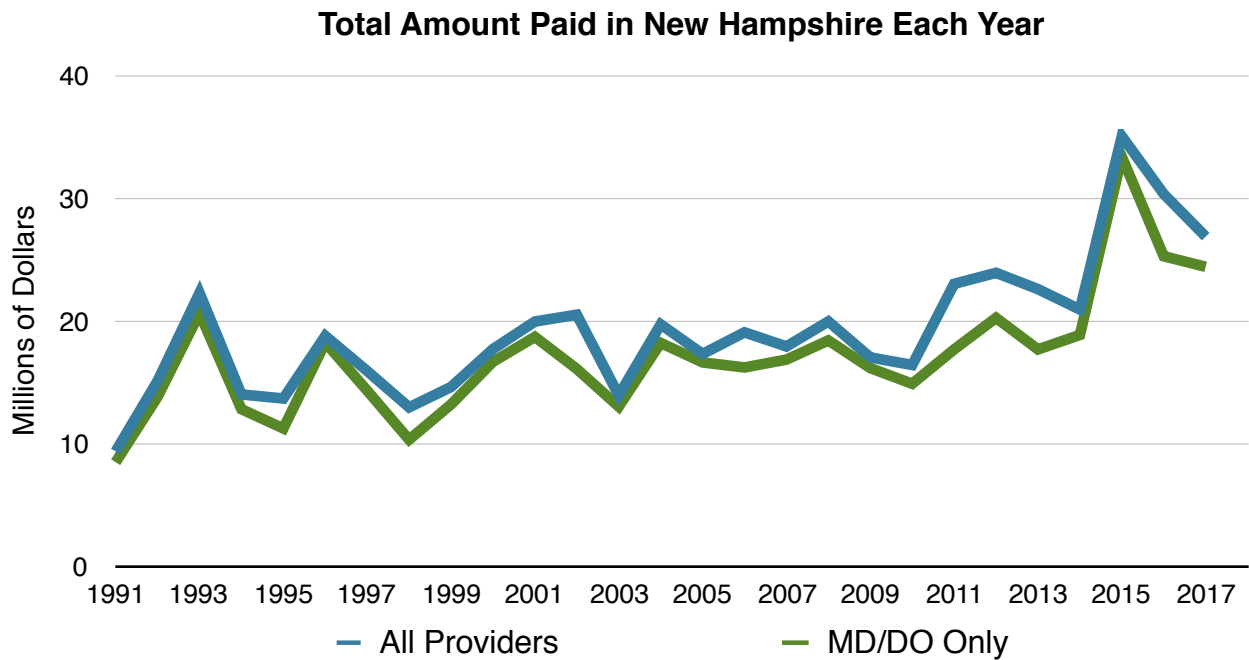
<https://www.npdb.hrsa.gov/analysistool/>

<http://www.atra.org/issues/noneconomic-damages-reform>

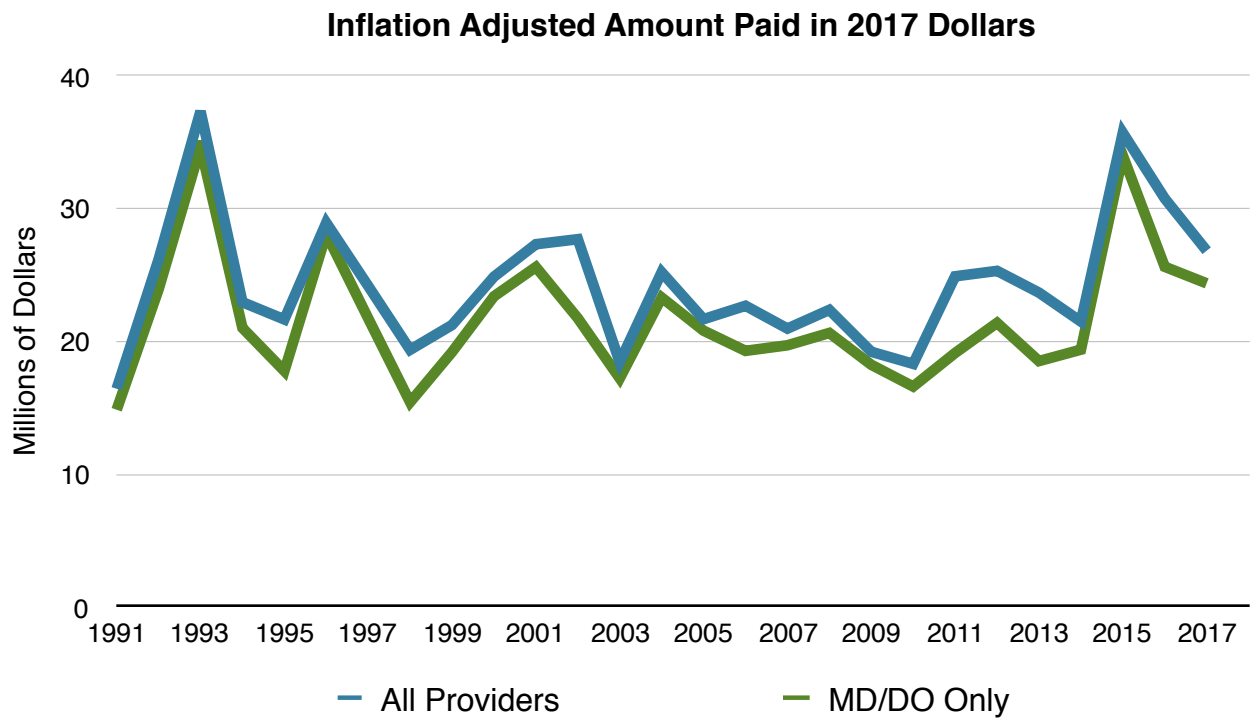
**Graphic Summary of Medical Malpractice Incidence and Cost for New Hampshire from 1991-2017**



**Figure 1:** Total number of paid medical malpractice claims for New Hampshire from 1991-2017 for all health care practitioners combined as well as for MD/DOs only.



**Figure 2:** Total amount paid for all medical malpractice claims from 1991-2017 for all health care practitioners and MD/DOs only in New Hampshire.



**Figure 3:** Figure 2 data when adjusted for inflation.