

Rhode Island Medical Malpractice Summary and Statistics

By David Belk MD

Tort Reform Law: None

	2012-2016 Average	State Rank
Annual Per Capita ¹ Malpractice costs: All Providers ²	\$24.94	5
Annual Per Capita Malpractice costs: MD/DO only	\$22.39	4
Annual Claims per 1 Million Residents	51.94	7
Annual Claims per 100 Practicing Physicians	1.22	13

Table showing the average amount paid per capita¹ each year in Rhode Island from 2012-2016 for medical malpractice claims against all practitioners as well as against physicians (MD and DO's) only. It also shows the number of paid claims per million residents and per 100 practicing physicians in Rhode Island those years.

Rhode Island, like other states in the Northeast, has very high medical malpractice costs. Rhode Island also has no specific law aimed at controlling these costs but, as Massachusetts and Maryland have shown, it probably wouldn't make much of a difference if they did have such a law.

Notes

- 1) Total amount paid in medical malpractice claims in the state each year/ the state's Population.
- 2) All practitioners includes physicians, podiatrists, dentists, nurses, hygienists, pharmacists, pharmacy techs, lab techs, physical therapists, etc...

Sources

<http://www.alllaw.com/articles/nolo/personal-injury/effect-tort-reform.html>

<http://www.nolo.com/legal-encyclopedia/state-state-medical-malpractice-damages-caps.html>

<http://www.ncsl.org/research/financial-services-and-commerce/medical-liability-medical-malpractice-laws.aspx>

http://truecostofhealthcare.net/malpractice_statistics/

<https://www.npdb.hrsa.gov/analysistool/>

<http://www.atra.org/issues/noneconomic-damages-reform>

Graphic Summary of Medical Malpractice Incidence and Cost for Rhode Island from 1991-2017

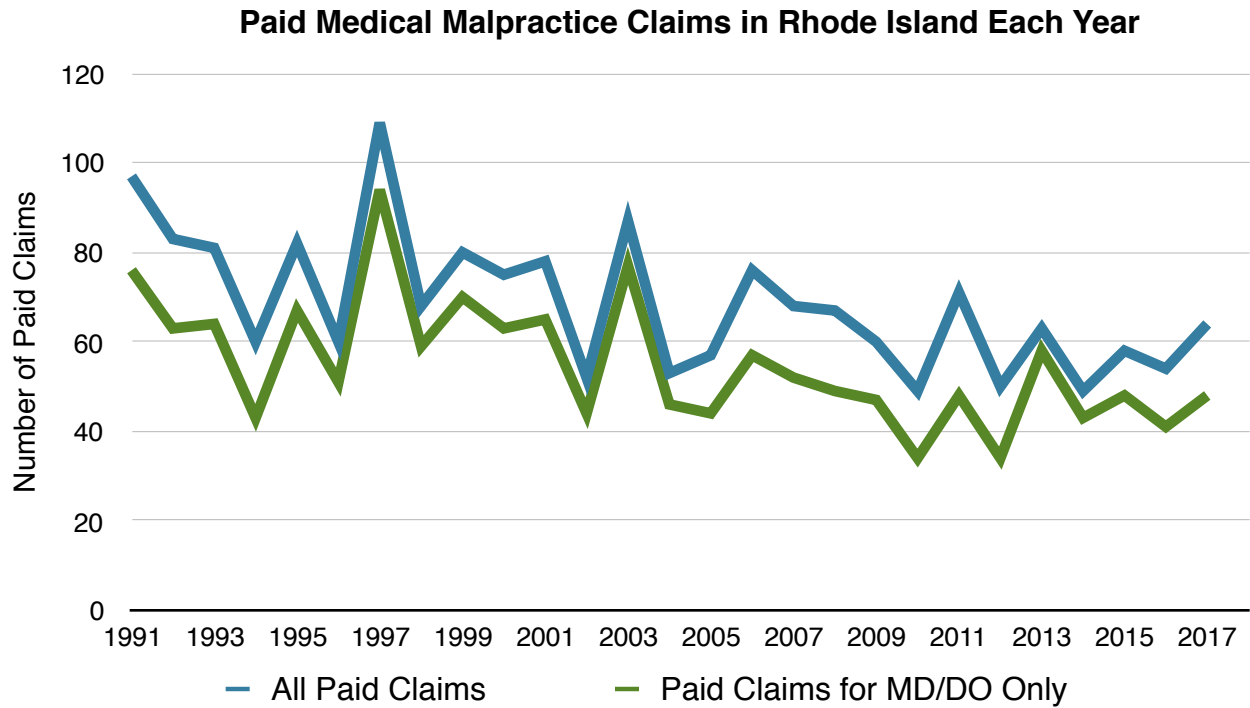


Figure 1: Total number of paid medical malpractice claims for Rhode Island from 1991-2017 for all health care practitioners combined as well as for MD/DOs only.

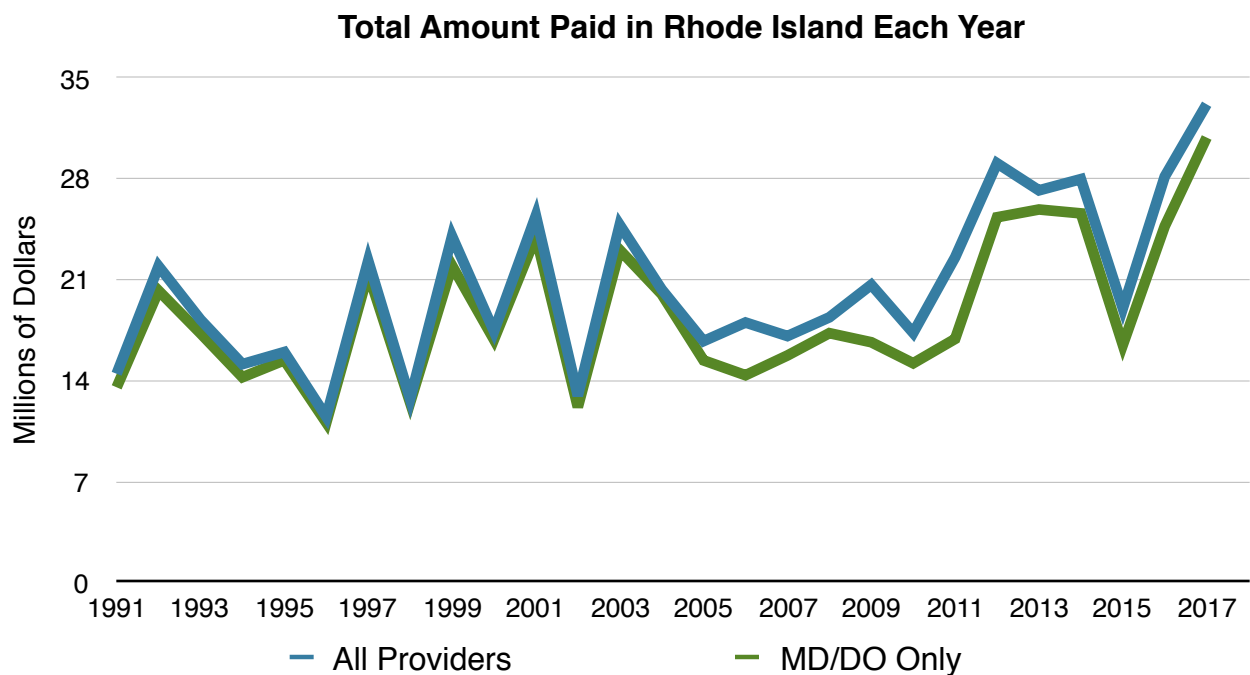


Figure 2: Total amount paid for all medical malpractice claims from 1991-2017 for all health care practitioners and MD/DOs only in Rhode Island.

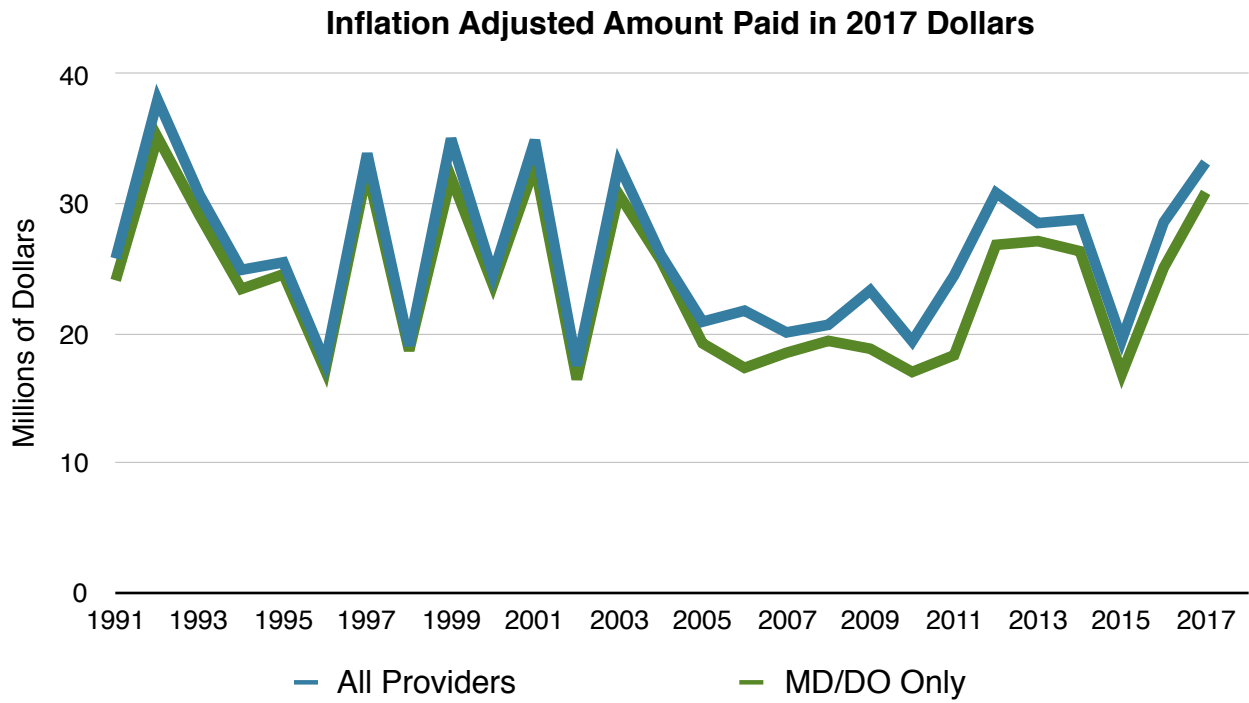


Figure 3: Figure 2 data when adjusted for inflation.