

Arizona Medical Malpractice Summary and Statistics

Tort Reform Law: None, Constitutionally prohibited.

Population in 2014: 6,731,484

Number of Licensed Physicians¹ in 2014: 24,928

Number of Paid Medical Malpractice claims per 100 physicians in 2014: 0.61

State Rank: 22nd

Amount paid for malpractice claims against all practitioners² per capita³ in 2014: \$8.97

State Rank: 28th

Amount paid for malpractice claims against all practitioners per capita in 2013: \$10.53

State Rank: 17th

Amount paid for malpractice claims against Physicians only per capita in 2014: \$7.53

State Rank: 27th

Amount paid for malpractice claims against Physicians only per capita in 2013: \$9.02

State Rank: 19th

Notes

- 1)** MDs and DOs only. Many physicians are licensed in more than one State which is why the total number of physicians in all of the States exceeds the total number of physicians in the US.
- 2)** All Practitioners includes MDs, DOs, podiatrists, dentists, nurses, hygienists, pharmacists, pharmacy techs, lab techs, physical therapists, etc...
- 3)** Total amount paid in medical malpractice claims in the State that year/ the State's Population

Graphic Summary of Medical Malpractice Incidence and Cost for Arizona from 2003-2014

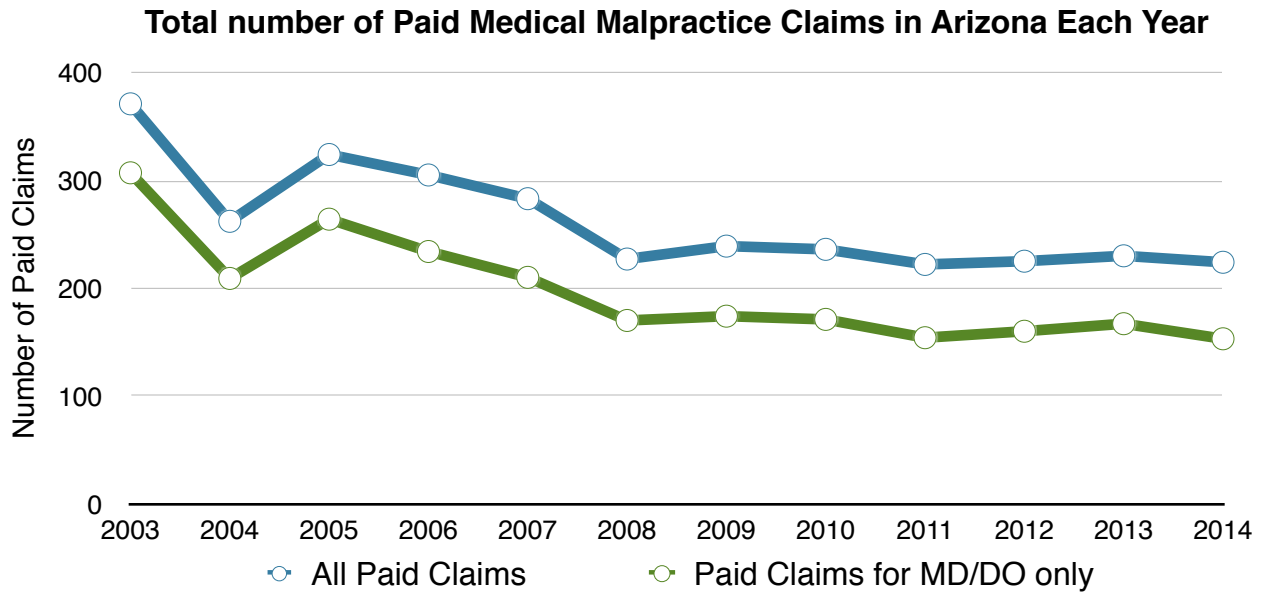


Figure 1: Total number of Paid Medical Malpractice Claims for Arizona from 2003-2014 for All Health Care Practitioners Combined as Well as for MD/DOs Only

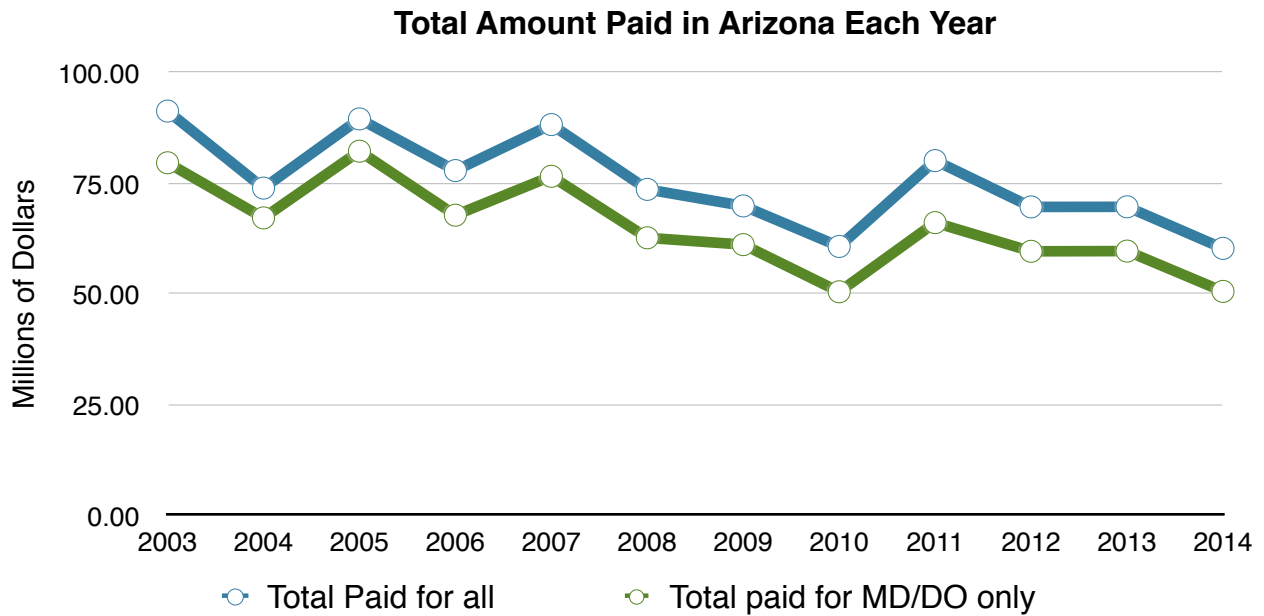


Figure 2: Total Amount Paid for All Medical Malpractice Claims from 2003-2014 for All Health Care Practitioners and MD/DOs Only in Arizona.

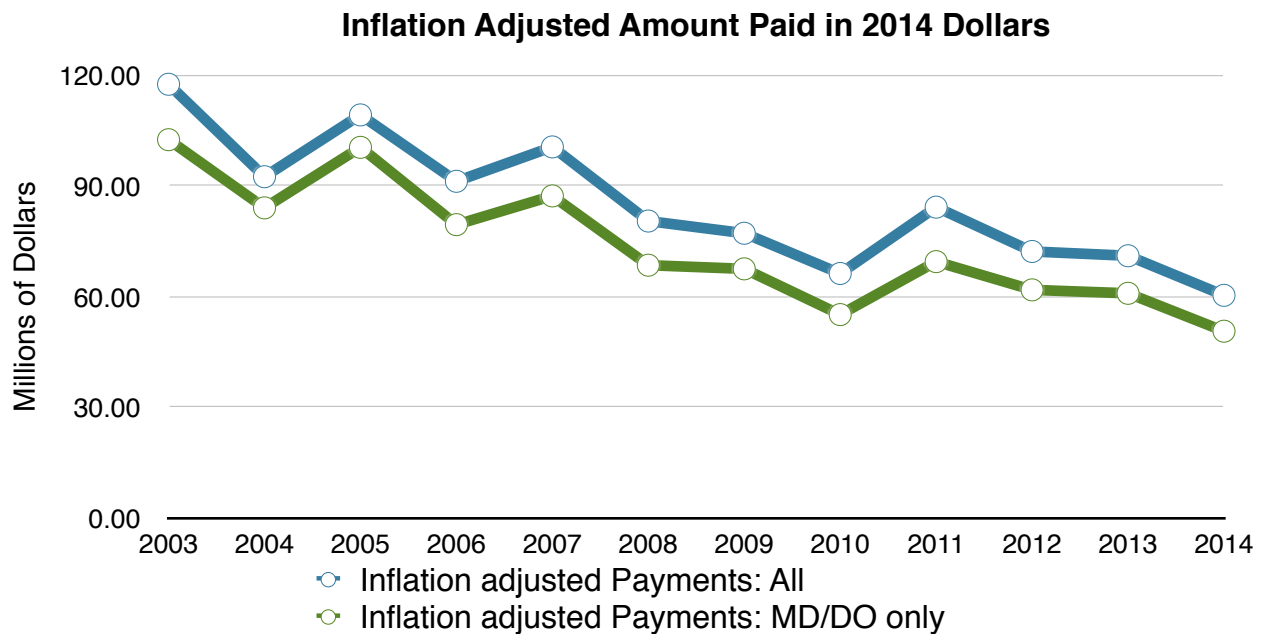


Figure 3: Figure 2 Data When Adjusted for Inflation.

Brief summary: The cost of medical malpractice has been dropping rather steadily in Arizona in spite of them not having any tort reform laws aimed at lowering these costs. Over the last decade, Arizona’s malpractice costs have remained close to the national average.

Sources

<http://www.alllaw.com/articles/nolo/personal-injury/effect-tort-reform.html>

<http://www.nolo.com/legal-encyclopedia/state-state-medical-malpractice-damages-caps.html>

<http://www.ncsl.org/research/financial-services-and-commerce/medical-liability-medical-malpractice-laws.aspx>

http://truecostofhealthcare.net/malpractice_statistics/

<http://www.npdb.hrsa.gov/resources/npdbstats/npdbStatistics.jsp>

<http://www.atra.org/issues/noneconomic-damages-reform>