

## Illinois Medical Malpractice Summary and Statistics

**Tort Reform Law:** None now. Illinois had a Non-economic cap of \$500,000 against providers and a \$1,000,000 cap against hospitals that passed in 2005. In 2010 it was declared unconstitutional by the Illinois State Supreme Court.

Population in 2014: 12,880,580

Number of Licensed Physicians<sup>1</sup> in 2014: 43,835

Number of Paid Medical Malpractice claims per 100 physicians in 2014: 0.58

State Rank: 26th

Amount paid for malpractice claims against all practitioners<sup>2</sup> per capita<sup>3</sup> in 2014: \$13.69

State Rank: 13th

Amount paid for malpractice claims against all practitioners per capita in 2013: \$14.28

State Rank: 11th

Amount paid for malpractice claims against Physicians only per capita in 2014: \$11.60

State Rank: 14th

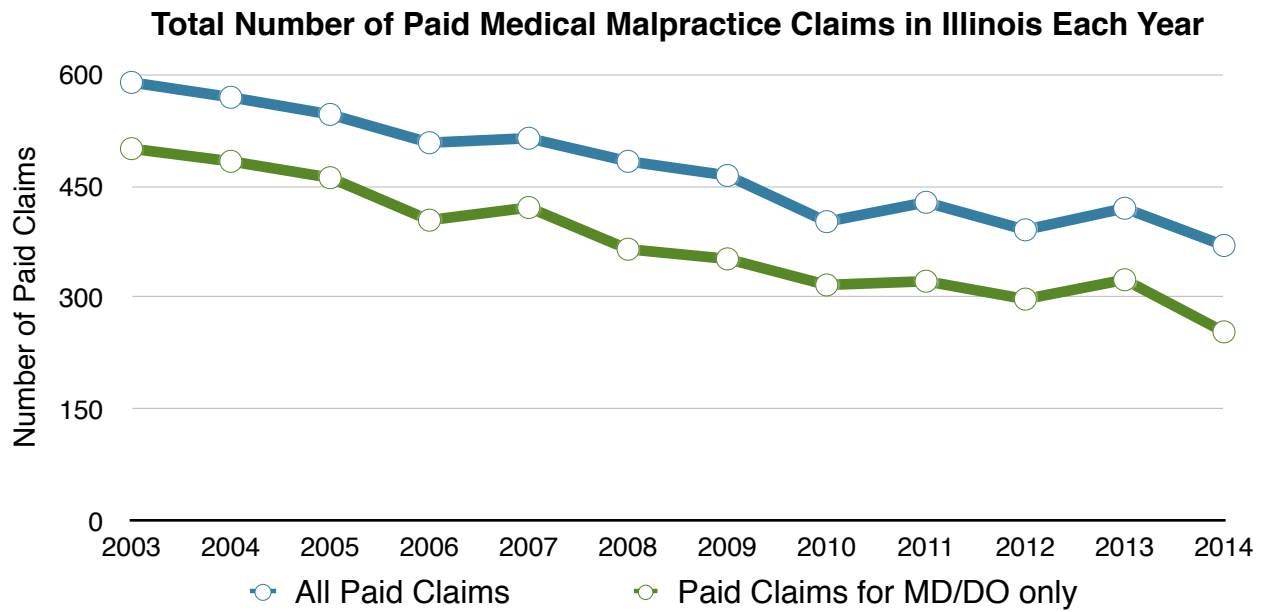
Amount paid for malpractice claims against Physicians only per capita in 2013: \$12.95

State Rank: 11th

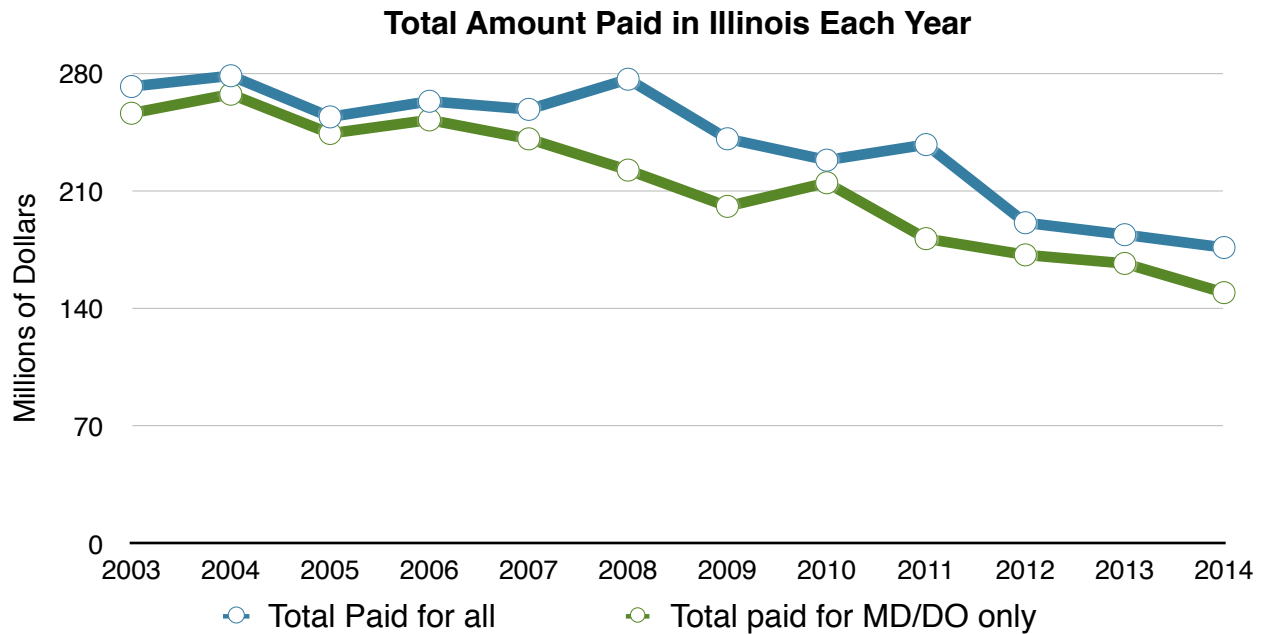
### Notes

- 1) MDs and DOs only. Many physicians are licensed in more than one State which is why the total number of physicians in all of the States exceeds the total number of physicians in the US.
- 2) All Practitioners includes MDs, DOs, podiatrists, dentists, nurses, hygienists, pharmacists, pharmacy techs, lab techs, physical therapists, etc...
- 3) Total amount paid in medical malpractice claims in the State that year/ the State's Population

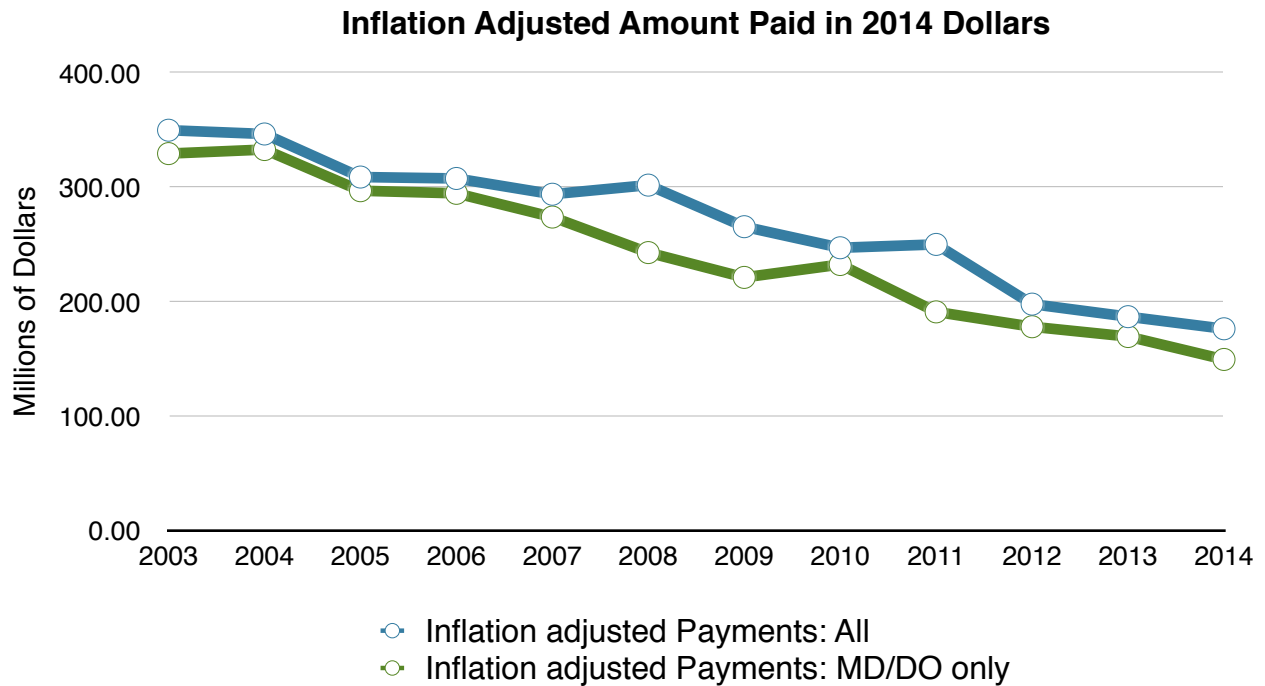
**Graphic Summary of Medical Malpractice Incidence and Cost for Illinois from 2003-2014**



**Figure 1: Total number of Paid Medical Malpractice Claims for Illinois from 2003-2014 for All Health Care Practitioners Combined as Well as for MD/DOs Only**



**Figure 2: Total Amount Paid for All Medical Malpractice Claims from 2003-2014 for All Health Care Practitioners and MD/DOs Only in Illinois.**



**Figure 3: Figure 2 Data When Adjusted for Inflation.**

Brief summary: For many years now, Illinois has had among the highest medical malpractice costs in the US. That might be why they felt a need to cap malpractice damage awards in 2005. Alas, that cap was thrown out by their State Supreme Court in 2010. Even so, malpractice costs continued to drop after 2010 so, maybe Illinois didn't really need that cap after all.

#### Sources

<http://www.alllaw.com/articles/nolo/personal-injury/effect-tort-reform.html>

<http://www.nolo.com/legal-encyclopedia/state-state-medical-malpractice-damages-caps.html>

<http://www.ncsl.org/research/financial-services-and-commerce/medical-liability-medical-malpractice-laws.aspx>

[http://truecostofhealthcare.net/malpractice\\_statistics/](http://truecostofhealthcare.net/malpractice_statistics/)

<http://www.npdb.hrsa.gov/resources/npdbstats/npdbStatistics.jsp>

<http://www.atra.org/issues/noneconomic-damages-reform>