

Wisconsin Medical Malpractice Summary and Statistics

Tort Reform Law: §893.55. As of April 2006, a non-economic damage cap of \$750,000 for medical negligence. Wrongful death actions: \$500,000 for minors and \$350,000 for adults.

§895.043. Punitive damages received by the plaintiff may not exceed twice the amount of any compensatory damages recovered by the plaintiff or \$200,000, whichever is greater.

Population in 2014: 5,757,564

Number of Licensed Physicians¹ in 2014: 25,774

Number of Paid Medical Malpractice claims per 100 physicians in 2014: 0.14

State Rank: 49th

Amount paid for malpractice claims against all practitioners² per capita³ in 2014: \$2.77

State Rank: 50th

Amount paid for malpractice claims against all practitioners per capita in 2013: \$4.51

State Rank: 47th

Amount paid for malpractice claims against Physicians only per capita in 2014: \$2.51

State Rank: 49th

Amount paid for malpractice claims against Physicians only per capita in 2013: \$3.86

State Rank: 45th

Notes

- 1) MDs and DOs only. Many physicians are licensed in more than one State which is why the total number of physicians in all of the States exceeds the total number of physicians in the US.
- 2) All Practitioners includes MDs, DOs, podiatrists, dentists, nurses, hygienists, pharmacists, pharmacy techs, lab techs, physical therapists, etc...
- 3) Total amount paid in medical malpractice claims in the State that year/ the State's Population

Graphic Summary of Medical Malpractice Incidence and Cost for Wisconsin from 2003-2014

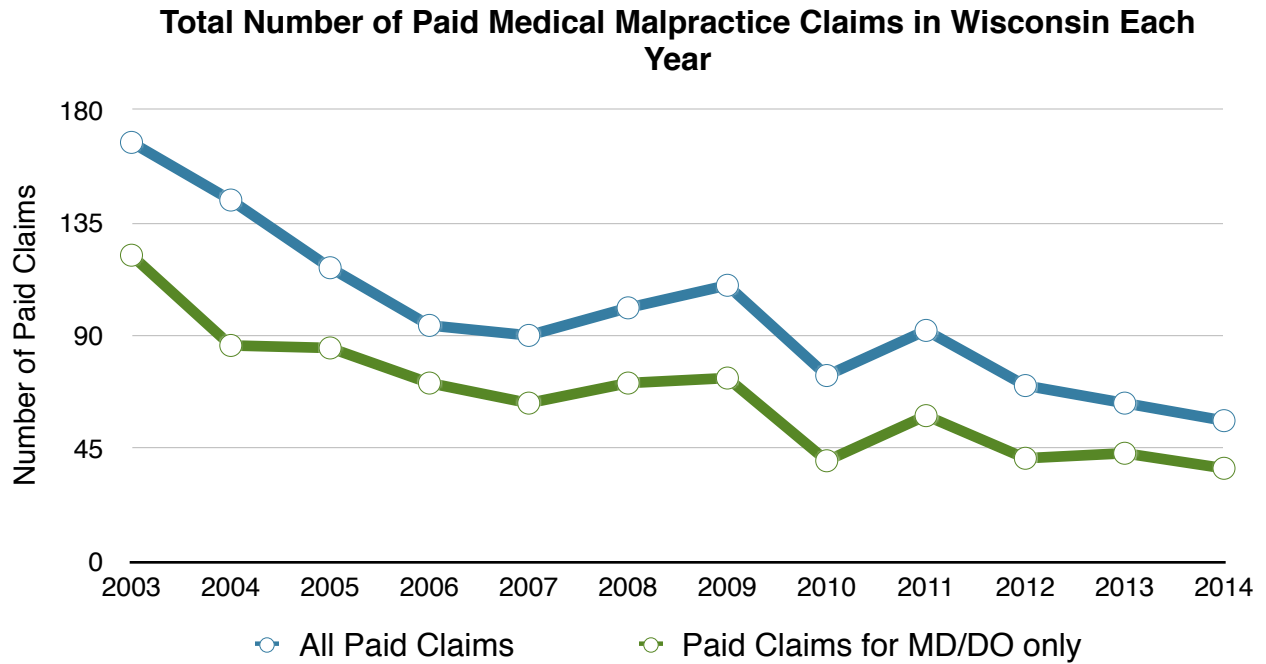


Figure 1: Total number of Paid Medical Malpractice Claims for Wisconsin from 2003-2014 for All Health Care Practitioners Combined as Well as for MD/DOs Only

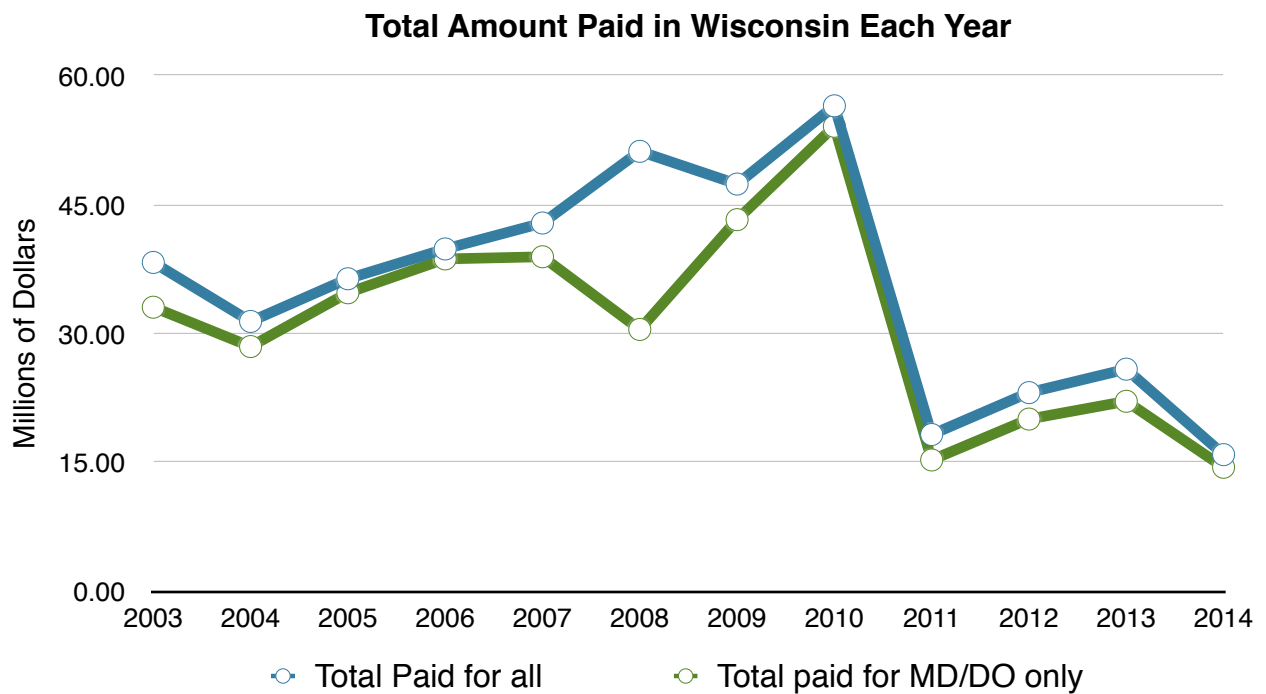


Figure 2: Total Amount Paid for All Medical Malpractice Claims from 2003-2014 for All Health Care Practitioners and MD/DOs Only in Wisconsin.

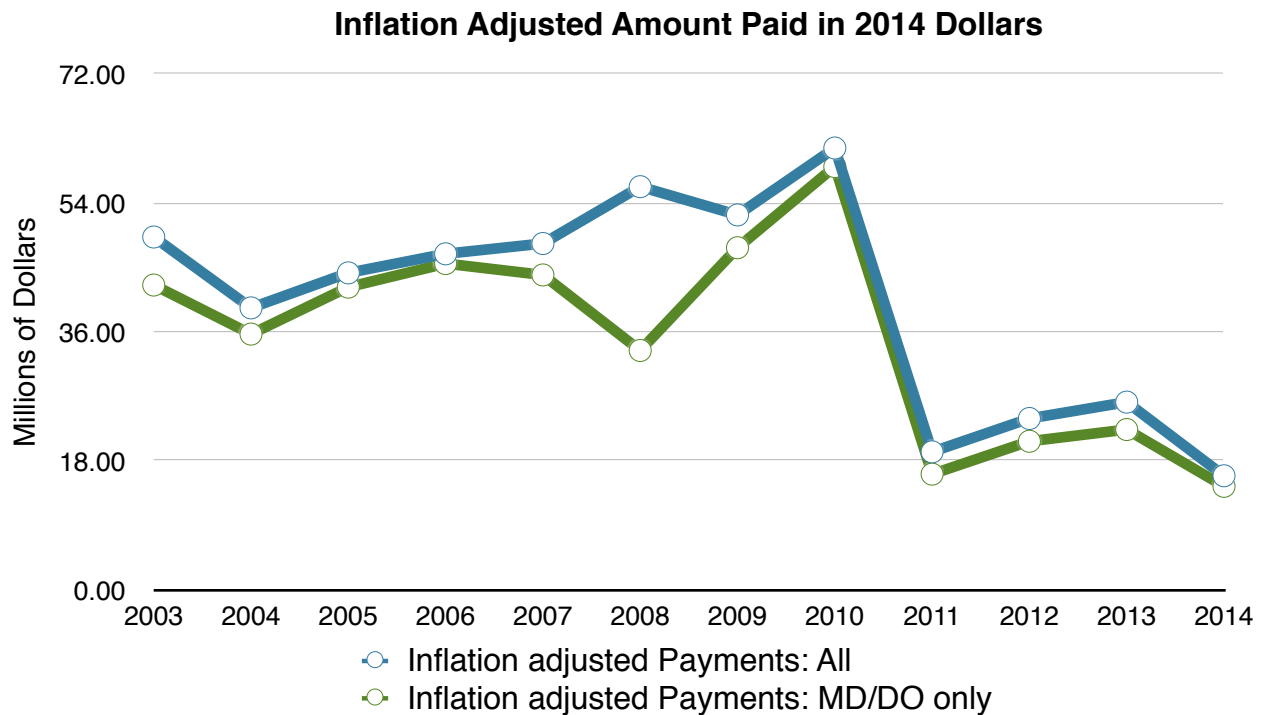


Figure 3: Figure 2 Data When Adjusted for Inflation.

Brief summary: Like most of the midwestern States, Wisconsin has very low medical malpractice costs. They've had a cap on non-economic damages since 2006, but ironically, the highest awards for malpractice cases in Wisconsin were in 2010. Also, Minnesota and Iowa have comparatively low medical malpractice costs without the need for a damage cap.

Sources

<http://www.alllaw.com/articles/nolo/personal-injury/effect-tort-reform.html>

<http://www.nolo.com/legal-encyclopedia/state-state-medical-malpractice-damages-caps.html>

<http://www.ncsl.org/research/financial-services-and-commerce/medical-liability-medical-malpractice-laws.aspx>

http://truecostofhealthcare.net/malpractice_statistics/

<http://www.npdb.hrsa.gov/resources/npdbstats/npdbStatistics.jsp>

<http://www.atra.org/issues/noneconomic-damages-reform>